

ÚTGÁFUNÚMER: FST(22)-04

Maí 2022

TÖLFRÆÐI UM ÍSLENSKA FJARSKIPTAMARKAÐINN

ALLT ÁRIÐ 2021

STATISTICS ON THE ICELANDIC TELECOMMUNICATIONS MARKET
THE whole year 2021



Fjarskiptastofa



ECOI
Electronic Communications
Office of Iceland

Efnisyfirlit - Table of Contents

Inngangur	3
Introduction	3
Helstu stærðir – Main indicators.....	4
Fastanet – Fixed network.....	5
Helstu stærðir á fastaneti / Main indicators in the fixed network.....	5
Áskrifendur með fastlínusíma / Subscribers with fixed network phone.....	6
Heildarfjöldi mínútna á fastaneti / Traffic in the fixed network	7
Fjöldi mínútna eftir fyrirtækjum / Traffic by companies.....	8
Símtöl til fastaneta / Calls to fixed networks	9
Símtöl til útlanda / Outgoing international calls	10
Símtöl til farsímaneta / Calls to mobile networks	11
Farsímanet – Mobile network.....	12
Helstu stærðir á farsímaneti / Main indicators in mobile networks	12
Heildarfjöldi áskrifta / Total subscriptions	13
Heildarfjöldi áskrifta með talþjónustu / Mobile voice subscriptions	14
Samningsbundnar áskriftir / Contract subscriptions.....	15
Fyrirframgreidd símakort / Pre-paid phone cards	16
Virk símakort á farsímaneti / Active phone cards on mobile networks.....	17
Númeraflutningur / Portings.....	18
Fjöldi mínútna úr farsímum / Minutes from mobile phones	19
Heildarfjöldi mínútna úr farsímum / Minutes from mobile phones	20
Fjöldi mínútna úr farsímum til fastaneta / Minutes to fixed networks.....	21
Fjöldi mínútna úr farsímum í farsíma / Minutes from mobile to mobile.....	22
Fjöldi mínútna úr farsímum til útlanda / Outgoing international calls	23
Fjöldi SMS og MMS / Number of SMS and MMS	24
Fjöldi áskrifta fyrir netið í símann / Voice and data subscriptions.....	25
Netþjónusta á farsímaneti / Data only subscriptions.....	26
Gagnamagn á farsímaneti / Data traffic on mobile networks.....	27
Gagnamagn á farsímaneti / Data traffic on mobile networks.....	28
Gagnamagn, netið í símann / Data traffic, voice and data.....	29
Gagnamagn, eingöngu gagnaáskrift / Data traffic, data only subscriptions	30
Internetið – Internet	31
Fjöldi internettenginga / Internet subscriptions	31

Internettengingar eftir fyrirtækjum / Internet connections by companies	32
Fjöldi xDSL internettenginga / xDSL subscriptions	33
Fjöldi ljósleiðara internettenginga / Fiber connections	34
Fjöldi xDSL og ljósleiðara internettenginga / xDSL and fiber connections	35
Fjöldi tenginga eftir niðurhalshraða / Internet downstream speeds	36
Fjöldi tenginga eftir upphalshraða / Internet upstream speeds	37
Gagnamagn á fastaneti / Fixed broadband, Data traffic	38
Gagnamagn á fastaneti, Niðurhal / Fixed broadband, Download	39
Gagnamagn á fastaneti, Upphal / Fixed broadband, Upload	40
Heildarfjöldi áskrifenda með IPTV / IPTV subscriptions	41
Velta og fjárfesting – Revenue and Investment	42
Heildartekjur eftir fjarskiptastarfsemi / Income from telecommunication	42
Fjárfestingar eftir fjarskiptastarfsemi / Investment in telecommunication	43
Skráð fyrirtæki – Registered Operators	44

Inngangur

Fjarskiptastofa hefur um árabil gefið út skýrslur með tölfræðilegum upplýsingum um fjarskiptamarkaðinn á Íslandi. Hafa skýrslurnar verið unnar með sambærilegum hætti frá árinu 2006 upp úr upplýsingum frá fjarskiptafyrirtækjum. Frá árinu 2009 hafa þær verið gefnar út tvisvar á ári. Skýrslur fyrir fyrri helming hvers árs eru birtar á 4. ársfjórðungi og skýrslur fyrir heil ár eru birtar á fyrri hluta 2. ársfjórðungs.

Sú skýrsla sem hér birtist tekur til árána 2019-2021. Er henni skipt upp í kafla þar sem fyrst er horft á fastanetið, síðan farsímanetið, internetið og að síðustu veltu og fjárfestingu á fjarskiptamarkaði.

Á [vef](#) Fjarskiptastofu má nálgast allar tölfræðiskýrslur stofnunarinnar ásamt töflum og myndum í Excel skjölum.

Introduction

The Electronic Communications Office of Iceland (ECOI) has published a statistics report on the telecommunications market in Iceland since 2006 and twice a year since 2009. The reports are based on statistical information gathered by the Administration from registered telecommunications undertakings in the country. The reports for the first half of the year are published in the last quarter of the year and the reports on the whole year in the beginning of the second quarter.

This report shows statistics for three whole years from 2019 through 2021, and is divided into sections dedicated to fixed-line networks, mobile networks, Internet, and turnover and investments in the electronic communications market.

All ECOI's statistics reports can be accessed on our [website](#) as well as the background data in Excel files.

Helstu stærðir – Main indicators

Helstu stærðir <i>Main indicators</i>	2021	2020	Breyting % Change %
Fastlínusími / <i>Fixed network phone</i>	100.482	107.032	-6,1%
- Þar af VoIP sími / <i>There of VoIP phone</i>	79.046	79.475	-0,5%
Fjöldi mín. úr fastlínusíma / <i>Traffic in the fixed network, (1.000)</i>	150.427	181.632	-17,2%
Heildarfjöldi farsímaáskrifta / <i>Total mobile subscriptions</i>	497.019	475.539	4,5%
Áskriftir með talþjónustu / <i>Mobile voice subscriptions</i>	437.270	421.384	3,8%
Gagnaáskrift eingöngu / <i>Data only subscriptions</i>	59.749	54.155	10,3%
Samningsbundnar áskriftir / <i>Contract subscriptions</i>	278.417	261.118	6,6%
Fyrirfram greidd símakort / <i>Pre-paid phone cards</i>	158.853	160.266	-0,9%
Fjöldi mín. úr farsíma / <i>Traffic in the mobile network, (1.000)</i>	1.136.661	1.124.108	1,1%
Send SMS / <i>SMS sent from mobile, (1.000)</i>	165.061	157.990	4,5%
Send MMS / <i>MMS sent from mobile, (1.000)</i>	6.045	5.602	7,9%
Netið í símann / <i>Voice and data subscriptions</i>	382.701	365.076	4,8%
Netþjónusta á farsímaneti / <i>Data only subscriptions</i>	59.749	54.155	10,3%
Gagnamagn á farsímaneti / <i>Data traffic in mobile networks, (TB)</i>	102.511	81.904	25,2%
Gagnamagn, netið í símann / <i>Data traffic, voice and data, (TB)</i>	62.006	48.590	27,6%
Netþjónusta á farsímaneti / <i>Data traffic, only data, (TB)</i>	40.505	33.314	21,6%
Fjöldi internettenginga / <i>Number of internet subscriptions</i>	143.124	141.816	0,9%
Ljósleiðari / <i>Fiber</i>	107.294	97.292	10,3%
xDSL	34.807	43.362	-19,7%
Gagnamagn á fastaneti / <i>Fixed broadband, data traffic, (TB)</i>	686.299	569.459	20,5%
Gagnamagn á fastaneti, Niðurhal / <i>Fixed broadband, Download, (TB)</i>	606.204	495.447	22,4%
Gagnamagn á fastaneti, Upphal / <i>Fixed broadband, Upload, (TB)</i>	80.094	74.012	8,2%
IP sjónvarp / <i>IP-TV</i>	84.798	88.109	-3,8%
Heildartekjur / <i>Total income from telecommunication</i>	72.388	66.259	9,3%
Fjárfesting / <i>Investment in the telecommunication</i>	8.420	8.071	4,3%

Fastanet – Fixed network

Helstu stærðir á fastaneti / Main indicators in the fixed network

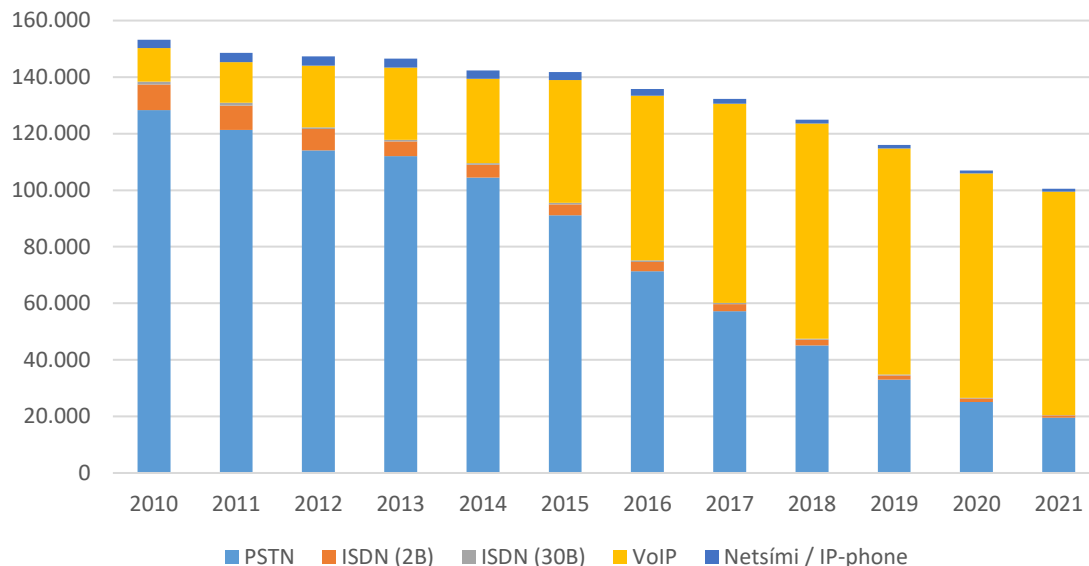
Tafla 1. Helstu stærðir á fastaneti

Table 1. Main indicators in the fixed network

	2019	2020	2021
PSTN aðgangslínur / PSTN subscribers lines	62.898	55.099	45.451
ISDN línur (2B) / ISDN (2B) subscribers lines	1.397	1.139	777
ISDN línur (30B) / ISDN (30B) subscribers lines	305	266	204
VoIP sími / VoIP phone	80.005	79.475	79.046
Netsími (49X-XXXX) / IP phone	1.180	1.029	958
(1.000 mínútur / minutes)			
Símtöl úr fastlínusíma / Calls from fixed networks	190.109	181.632	150.427
Símtöl til fastaneta / Calls to fixed networks	122.640	109.621	87.110
Símtöl til útlanda / Outgoing international calls	4.881	3.823	2.992
Símtöl til farsímaneta / Calls to mobile networks	62.589	68.187	60.325

Mynd 1. Heildarfjöldi áskrifenda með fastlínusíma

Picture 1. Total subscribers with fixed network phone



Fastanet – Fixed network

Áskrifendur með fastlínusíma / Subscribers with fixed network phone

Tafla 2. Heildarfjöldi áskrifenda með fastlínusíma*

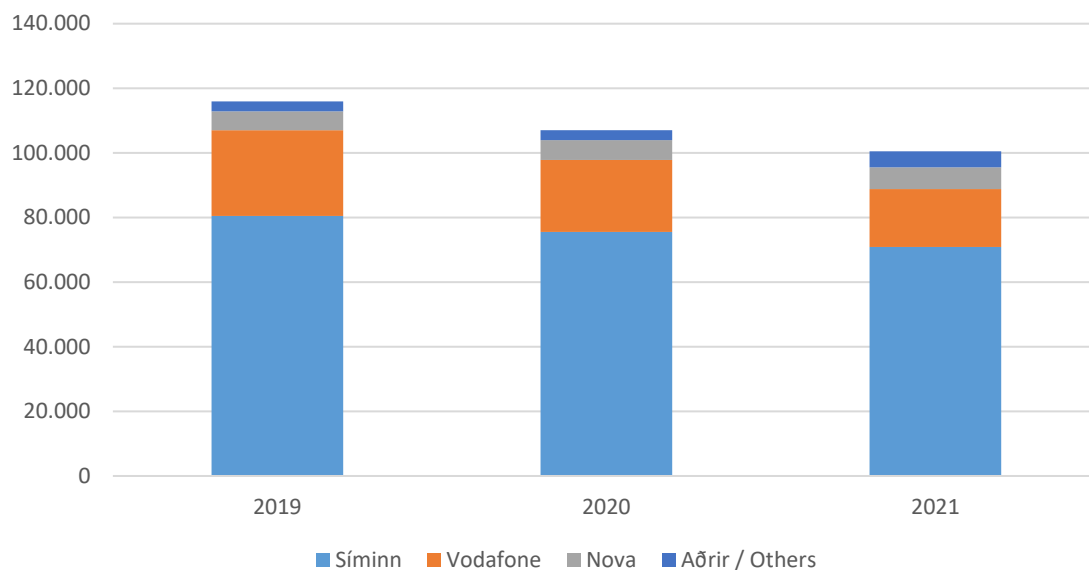
Table 2. Total subscribers with fixed network phone*

Í lok árs / End of	Fjöldi Number			Markaðshlutdeild Market share		
	2019	2020	2021	2019	2020	2021
Samtals / Total	115.992	107.032	100.482	100,0%	100,0%	100,0%
- Heimili / Private	73.506	67.516	61.337	63,4%	63,1%	61,0%
- Fyrirtæki / Business	42.486	39.516	39.145	36,6%	36,9%	39,0%
- Síminn	80.482	75.581	70.952	69,4%	70,6%	70,6%
- Vodafone	26.533	22.240	17.844	22,9%	20,8%	17,8%
- Nova	5.857	6.131	6.773	5,0%	5,7%	6,7%
- Aðrir / Others	3.120	3.080	4.913	2,7%	2,9%	4,9%

* PSTN, ISDN, VoIP og Netsími. * PSTN, ISDN, VoIP and IP-telephone.

Mynd 2. Heildarfjöldi áskrifenda eftir fyrirtækjum

Picture 2. Total number of subscribers by companies



Fastanet – Fixed network

Heildarfjöldi mínútna á fastaneti / Traffic in the fixed network

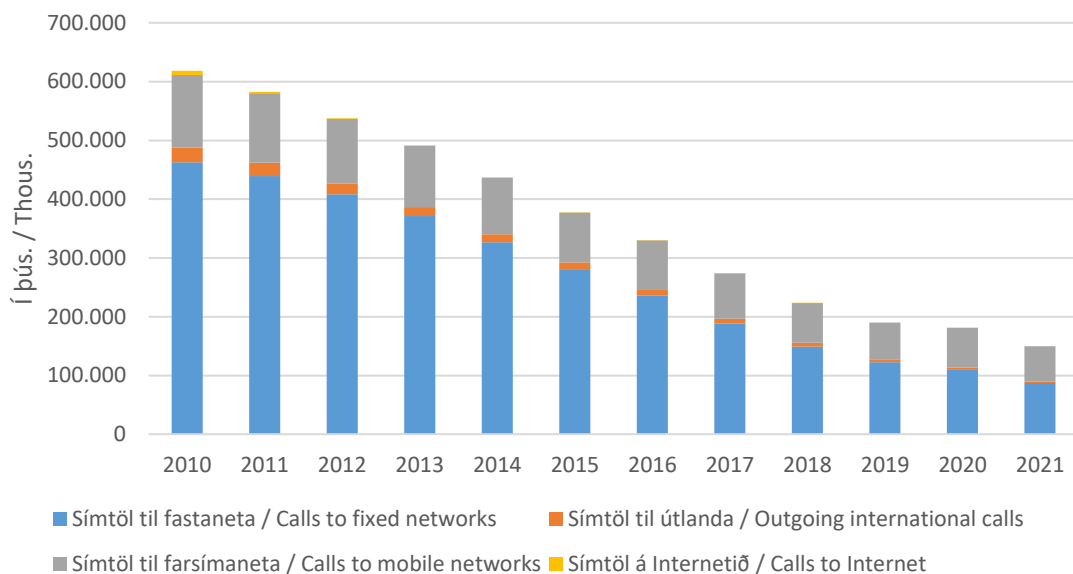
Tafla 3. Heildarfjöldi mínútna á fastaneti

Table 3. Total traffic in the fixed network

	Fjöldi Number		
	2019	2020	2021
(1.000 mínútur / minutes)			
Samtals / Total	190.109	181.632	150.427
- Símtöl til fastaneta / Calls to fixed networks	122.640	109.621	87.110
- Símtöl til útlanda / Outgoing international calls	4.881	3.823	2.992
- Símtöl til farsímaneta / Calls to mobile networks	62.589	68.187	60.325

Mynd 3. Heildarfjöldi mínútna á fastaneti

Picture 3. Total traffic in the fixed network



Fastanet – Fixed network

Fjöldi mínútna eftir fyrirtækjum / Traffic by companies

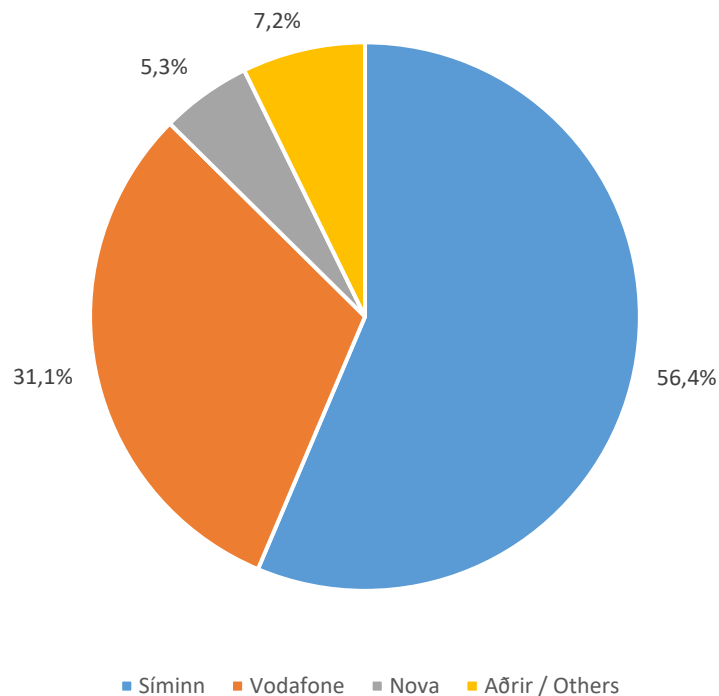
Tafla 4. Heildarfjöldi mínútna á fastaneti

Table 4. Total traffic in the fixed network

	Fjöldi Number			Markaðshlutdeild Market share		
	2019	2020	2021	2019	2020	2021
(1.000 mínútur / minutes)						
Samtals / Total	190.109	181.632	150.427	100,0%	100,0%	100,0%
- Heimili / Private	88.743	80.513	56.066	46,7%	44,3%	37,3%
- Fyrirtæki / Business	101.367	101.118	94.361	53,3%	55,7%	62,7%
- Síminn	106.011	108.670	84.795	55,8%	59,8%	56,4%
- Vodafone	65.853	53.902	46.723	34,6%	29,7%	31,1%
- Nova	8.435	8.654	8.015	4,4%	4,8%	5,3%
- Aðrir / Others	9.811	10.405	10.893	5,2%	5,7%	7,2%

Mynd 4. Markaðshlutdeild skipt eftir fyrirtækjum

Picture 4. Market share by companies



Fastanet – Fixed network

Símtöl til fastaneta / Calls to fixed networks

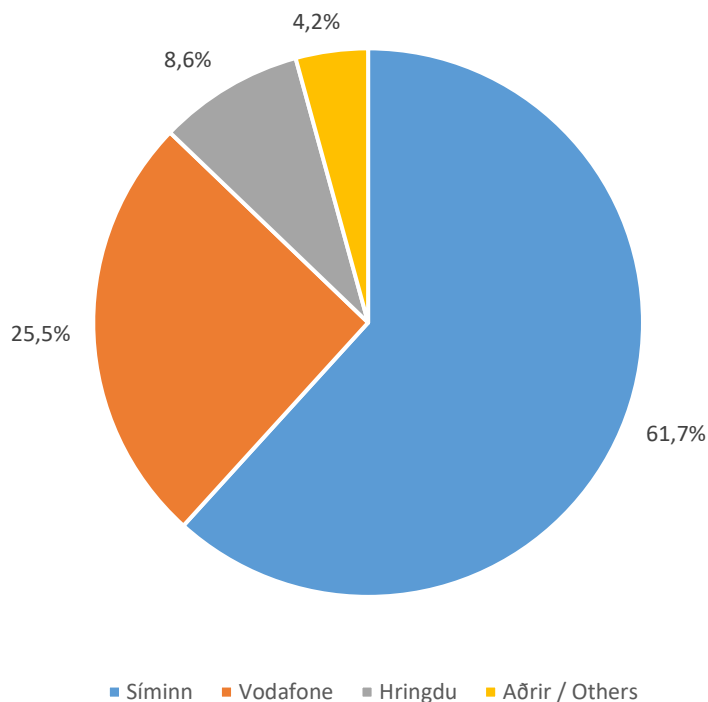
Tafla 5. Símtöl til fastaneta

Table 5. Calls to fixed networks

	Fjöldi Number			Markaðshlutdeild Market share		
	2019	2020	2021	2019	2020	2021
(1.000 mínútur / minutes)						
Samtals / Total	122.640	109.621	87.110	100,0%	100,0%	100,0%
- Heimili / Private	64.879	56.479	37.613	52,9%	51,5%	43,2%
- Fyrirtæki / Business	57.761	53.142	49.497	47,1%	48,5%	56,8%
- Síminn	71.806	70.202	53.771	58,6%	64,0%	61,7%
- Vodafone	40.401	28.282	22.179	32,9%	25,8%	25,5%
- Hringdu	6.248	7.028	7.458	5,1%	6,4%	8,6%
- Aðrir / Others	4.184	4.109	3.702	3,4%	3,7%	4,2%

Mynd 5. Markaðshlutdeild skipt eftir fyrirtækjum

Picture 5. Market share by companies



Fastanet – Fixed network

Símtöl til útlanda / Outgoing international calls

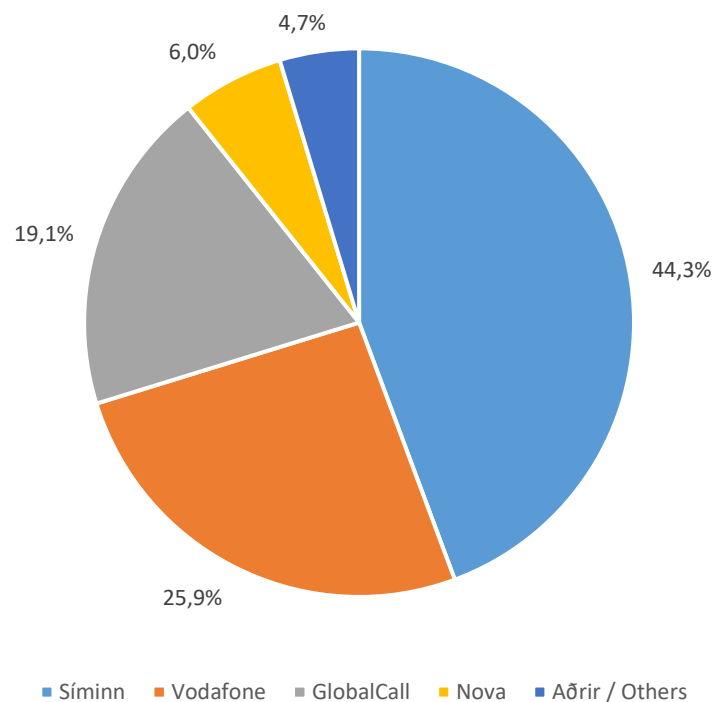
Tafla 6. Símtöl til útlanda

Table 6. Outgoing international calls

	Fjöldi Number			Markaðshlutdeild Market share		
	2019	2020	2021	2019	2020	2021
(1.000 mínútur / minutes)						
Samtals / Total	4.881	3.823	2.992	100,0%	100,0%	100,0%
- Heimili / Private	3.009	2.547	1.849	61,6%	66,6%	61,8%
- Fyrirtæki / Business	1.872	1.277	1.142	38,4%	33,4%	38,2%
- Síminn	2.152	1.920	1.326	44,1%	50,2%	44,3%
- Vodafone	1.296	875	775	26,6%	22,9%	25,9%
- GlobalCall	1.092	756	572	22,4%	19,8%	19,1%
- Nova	211	148	180	4,3%	3,9%	6,0%
- Aðrir / Others	129	125	140	2,6%	3,3%	4,7%

Mynd 6. Markaðshlutdeild skipt eftir fyrirtækjum

Picture 6. Market share by companies



Fastanet – Fixed network

Símtöl til farsímaneta / Calls to mobile networks

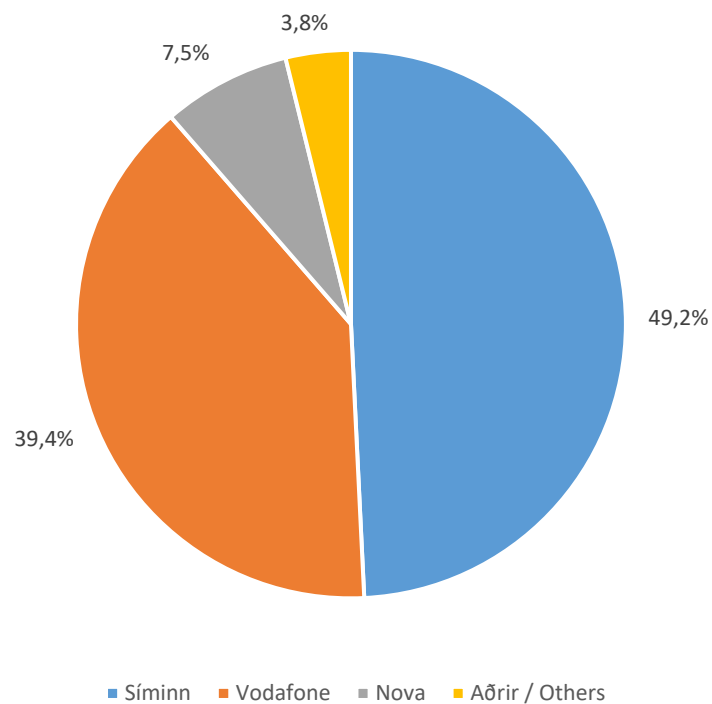
Tafla 7. Símtöl til farsímaneta

Table 7. Calls to mobile networks

	Fjöldi Number			Markaðshlutdeild Market share		
	2019	2020	2021	2019	2020	2021
(1.000 mínútur / minutes)						
Samtals / Total	62.589	68.187	60.325	100,0%	100,0%	100,0%
- Heimili / Private	20.855	21.488	16.603	33,3%	31,5%	27,5%
- Fyrirtæki / Business	41.734	46.699	43.721	66,7%	68,5%	72,5%
- Síminn	32.053	36.549	29.698	51,2%	53,6%	49,2%
- Vodafone	24.155	24.746	23.769	38,6%	36,3%	39,4%
- Nova	4.344	4.692	4.547	6,9%	6,9%	7,5%
- Aðrir / Others	2.037	2.201	2.310	3,3%	3,2%	3,8%

Mynd 7. Markaðshlutdeild skipt eftir fyrirtækjum

Picture 7. Market share by companies



Farsímanet – Mobile network

Helstu stærðir á farsímaneti / Main indicators in mobile networks

Tafla 8. Helstu stærðir á farsímaneti

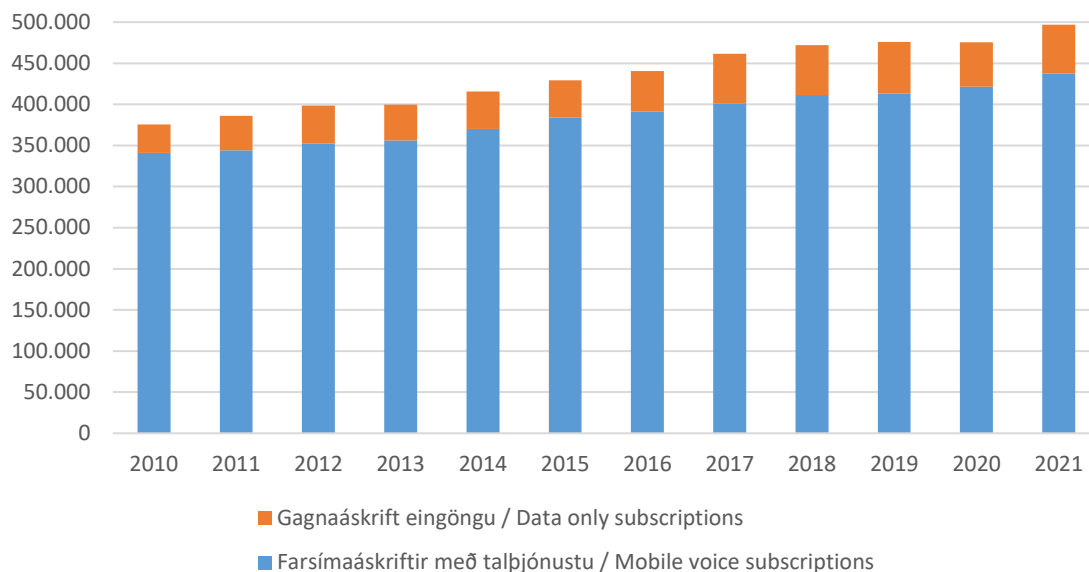
Table 8. Main indicators in mobile networks

	2019	2020	2021
Heildarfjöldi farsíma áskrifta / Total mobile subscriptions	475.842	475.539	497.019
Farsímaáskriftir með talþjónustu / Mobile voice	413.446	421.384	437.270
Gagnaáskrift eingöngu / Data only subscriptions	62.396	54.155	59.749
Fjöldi TÍT áskrifta / Number of M2M subscriptions	54.419	112.188	1.179.191
(1.000 mínútur / minutes)			
Fjöldi mínútna úr farsímum / Total minutes from mobile	932.141	1.124.108	1.136.661
(1.000 símtöl / calls)			
Fjöldi símtala úr farsímum / Total calls from mobile	326.704	340.711	347.811
(1.000 skilaboð / Messages)			
SMS skeyti send úr farsímum / SMS sent from mobile	163.193	157.990	165.061
MMS skeyti send úr farsímum / MMS sent from mobile	4.810	5.602	6.045

*TÍT=Tæki í tæki / *M2M=Machine to Machine

Mynd 8. Heildarfjöldi farsímaáskrifta

Picture 8. Total mobile subscriptions



Farsímanet - Mobile network

Heildarfjöldi áskrifta / Total subscriptions

Tafla 9. Heildarfjöldi áskrifta*

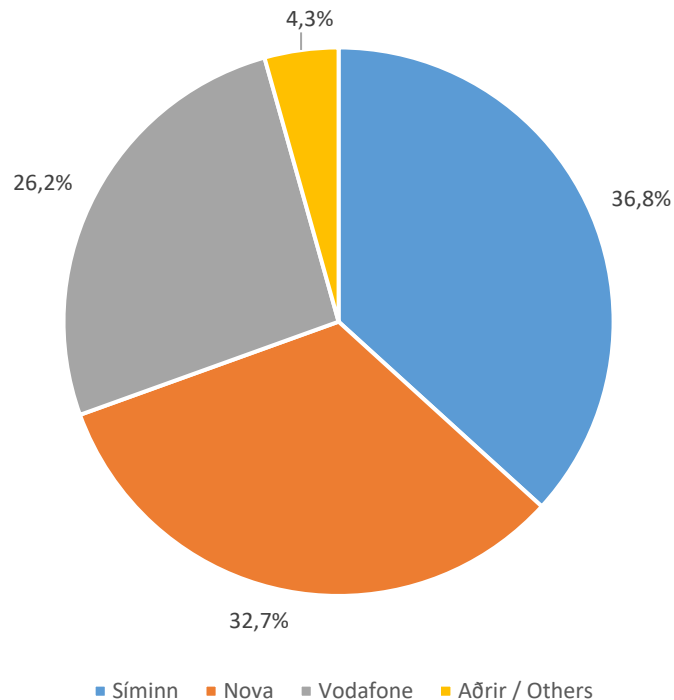
Table 9. Total subscriptions*

Í lok árs / End of	Fjöldi áskrifta Total subscriptions			Markaðshlutdeild Market share		
	2019	2020	2021	2019	2020	2021
Samtals / Total	475.842	475.539	497.019	100,0%	100,0%	100,0%
- Síminn	175.995	173.788	182.729	37,0%	36,5%	36,8%
- Nova	156.234	156.242	162.624	32,8%	32,9%	32,7%
- Vodafone	129.384	127.138	130.075	27,2%	26,7%	26,2%
- Aðrir / Others	14.229	18.371	21.591	3,0%	3,9%	4,3%

*Áskriftir fyrir tal og netþjónustu (netlyklar) á farneti. / *Standard voice subscriptions and data only (PC-card).

Mynd 9. Markaðshlutdeild skipt eftir fyrirtækjum

Picture 9. Market share by companies



Farsímanet - Mobile network

Heildarfjöldi áskrifta með talþjónustu / Mobile voice subscriptions

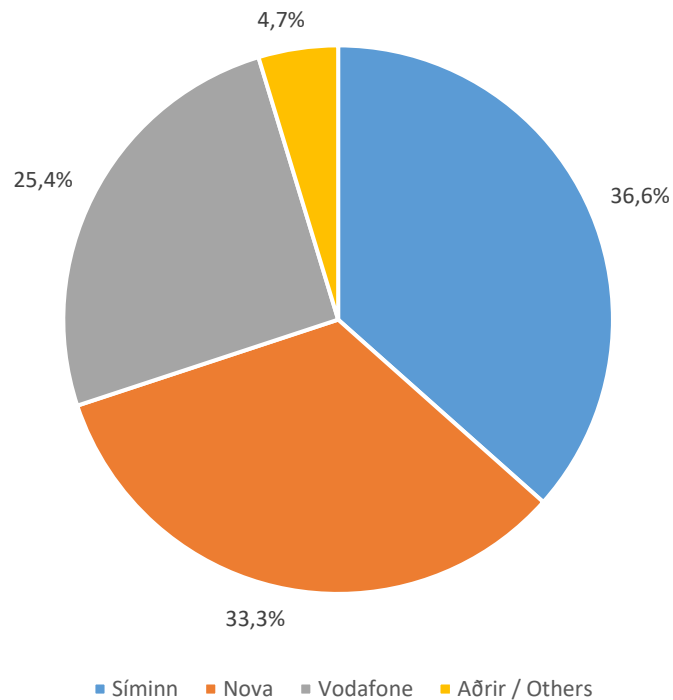
Tafla 10. Fjöldi áskrifta með talþjónustu

Table 10. Mobile voice subscriptions

Í lok árs / End of	Fjöldi áskrifta Total subscriptions			Markaðshlutdeild Market share		
	2019	2020	2021	2019	2020	2021
Samtals / Total	413.446	421.384	437.270	100,0%	100,0%	100,0%
- Síminn	150.372	155.910	159.964	36,4%	37,0%	36,6%
- Nova	141.396	142.445	145.786	34,2%	33,8%	33,3%
- Vodafone	107.653	105.091	111.036	26,0%	24,9%	25,4%
- Aðrir / Others	14.025	17.938	20.484	3,4%	4,3%	4,7%

Mynd 10. Markaðshlutdeild skipt eftir fyrirtækjum

Picture 10. Market share by companies



Farsímanet - Mobile network

Samningsbundnar áskriftir / Contract subscriptions

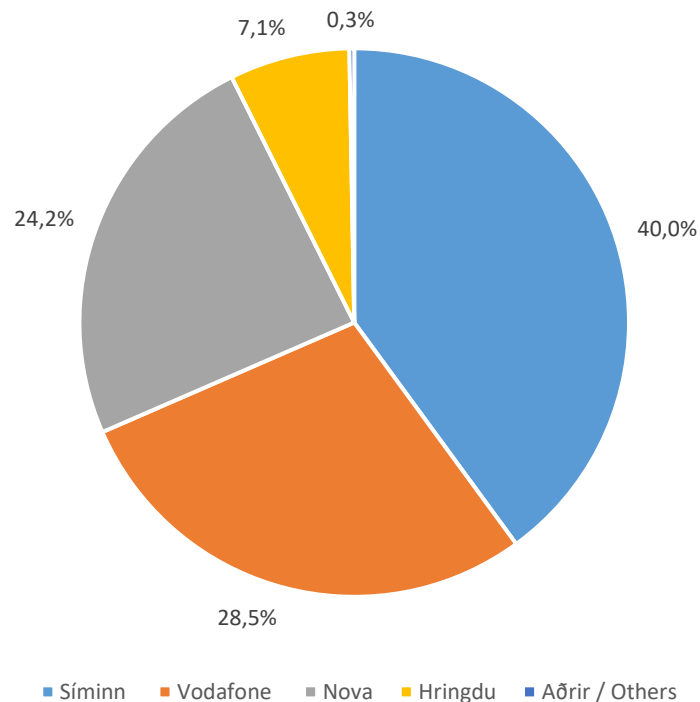
Tafla 11. Samningsbundnar áskriftir

Table 11. Contract subscriptions

Í lok árs / End of	Samningsbundnar áskriftir Contract subscriptions			Markaðshlutdeild Market share		
	2019	2020	2021	2019	2020	2021
Samtals / Total	240.970	261.118	278.417	100,0%	100,0%	100,0%
- Síminn	99.421	106.194	111.257	41,3%	40,7%	40,0%
- Vodafone	74.382	75.638	79.355	30,9%	29,0%	28,5%
- Nova	53.142	61.348	67.321	22,1%	23,5%	24,2%
- Hringdu	13.592	17.224	19.698	5,6%	6,6%	7,1%
- Aðrir / Others	433	714	786	0,2%	0,3%	0,3%

Mynd 11. Markaðshlutdeild skipt eftir fyrirtækjum

Picture 11. Market share by companies



Farsímanet - Mobile network

Fyrirframgreidd símakort / Pre-paid phone cards

Tafla 12. Fyrirframgreidd símakort*

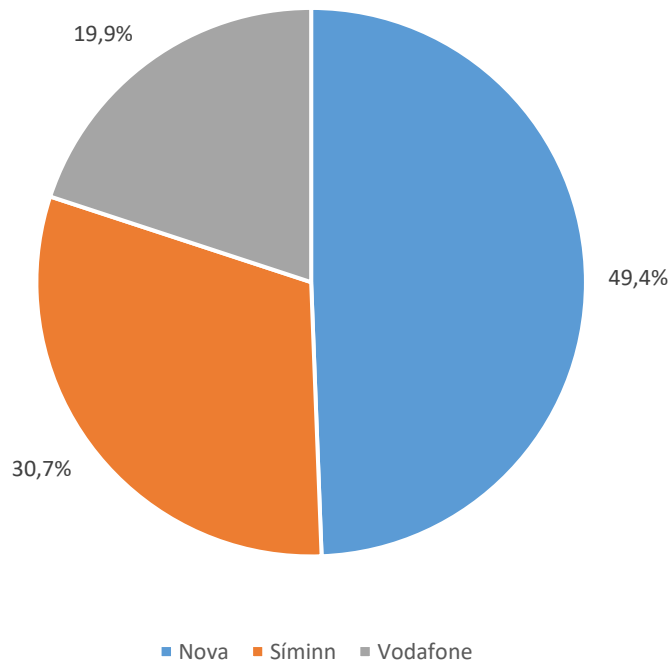
Table 12. Pre-paid phone cards*

Í lok árs / End of	Fyrirframgreidd símakort Pre-paid phone cards			Markaðshlutdeild Market share		
	2019	2020	2021	2019	2020	2021
Samtals / Total	172.476	160.266	158.853	100,0%	100,0%	100,0%
- Nova	88.254	81.097	78.465	51,2%	50,6%	49,4%
- Síminn	50.951	49.716	48.707	29,5%	31,0%	30,7%
- Vodafone	33.271	29.453	31.681	19,3%	18,4%	19,9%

*Virk síðustu 3 mánuði. / *Active in the last 3 months.

Mynd 12. Markaðshlutdeild skipt eftir fyrirtækjum

Picture 12. Market share by companies



Farsímanet - Mobile network

Virk símakort á farsímaneti / Active phone cards on mobile networks

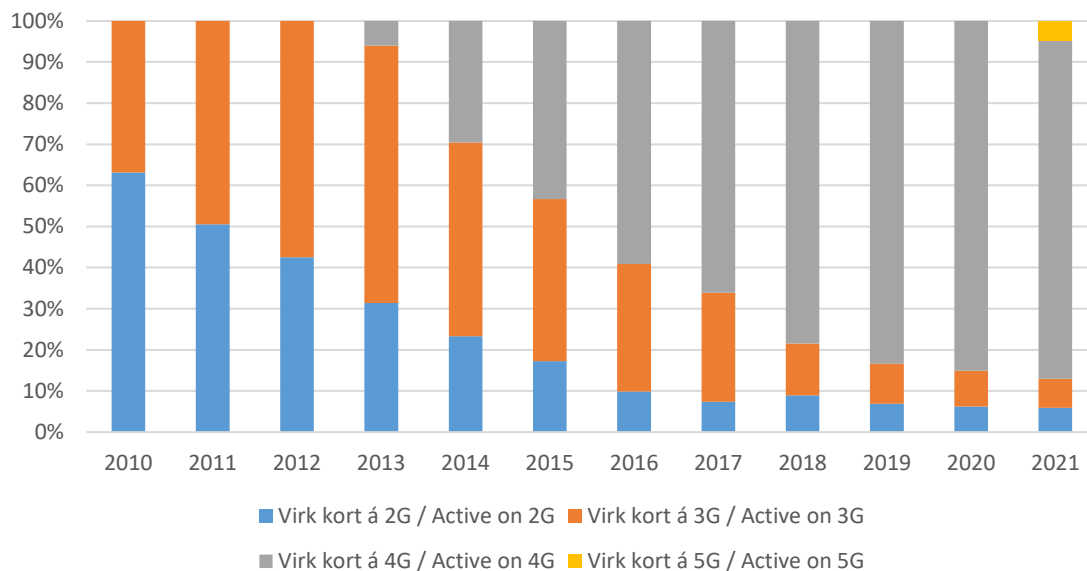
Tafla 13. Fjöldi virkra símakorta á farsímaneti

Table 13. Number of active phone cards on mobile networks

	Fjöldi virkra símakorta Active phone cards			Markaðshlutdeild Market share		
	2019	2020	2021	2019	2020	2021
Samtals / Total	475.842	475.539	497.019	100,0%	100,0%	100,0%
- Virk 2G / Active 2G	33.018	29.448	29.310	6,9%	6,2%	5,9%
- Virk 3G / Active 3G	46.032	41.594	35.229	9,7%	8,7%	7,1%
- Virk 4G / Active 4G	396.792	404.378	409.335	83,4%	85,0%	82,4%
- Virk 5G / Active 5G	...	119	23.145	...	0,0%	4,7%

Mynd 13. Hlutdeild skipt eftir tegund

Picture 13. Share by type



Farsímanet - Mobile network

Númeraflutningur / Portings

Tafla 14. Fjöldi númeraflutninga*

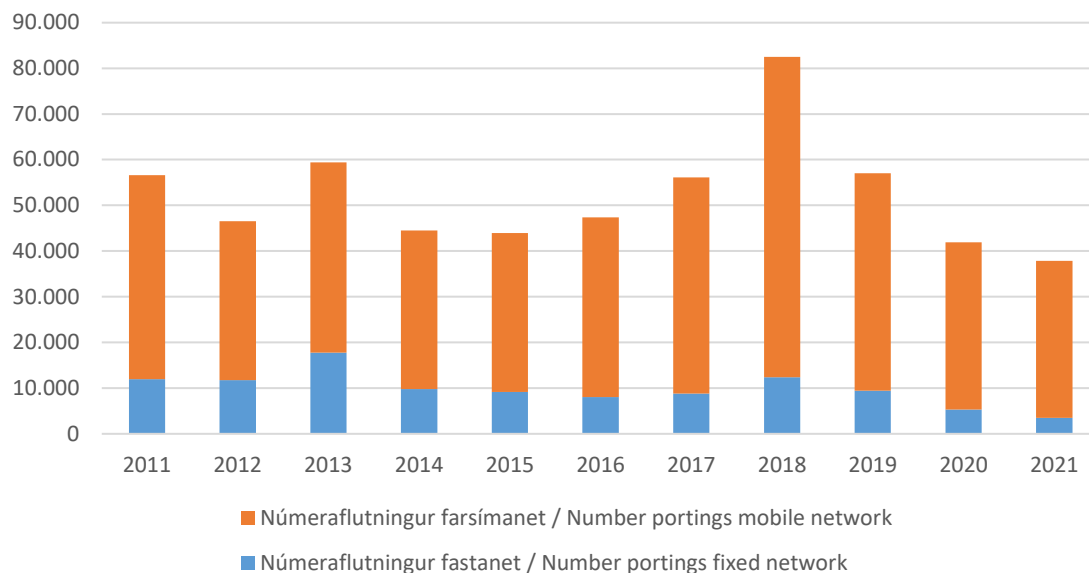
Table 14. Number of portings*

	Fjöldi númeraflutninga Number of portings		
	2019	2020	2021
Samtals / Total	57.046	41.935	37.880
- Númeraflutningur fastanet / Portings fixed network	9.437	5.305	3.499
- Númeraflutningur farsímanet / Portings mobile network	47.609	36.630	34.381

* Fráfarandi númer / * Outbound portings.
Heimild / Source: Hið íslenska númeraflutningsfélag ehf.

Mynd 14. Fjöldi númeraflutninga

Picture 14. Number of portings



Farsímanet - Mobile network

Fjöldi mínútna úr farsímum / Minutes from mobile phones

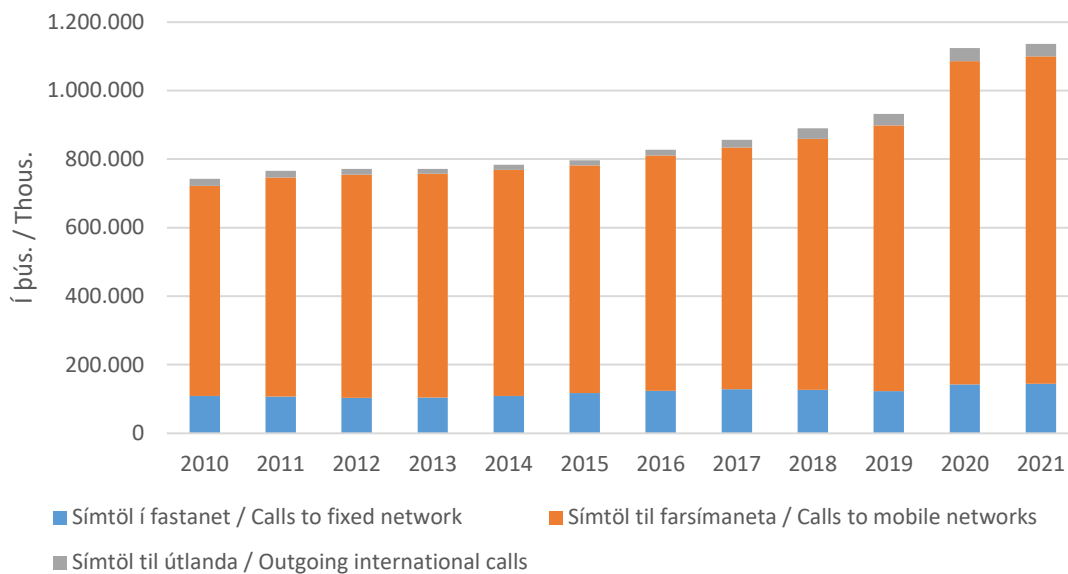
Tafla 15. Heildarfjöldi mínútna úr farsímum

Table 15. Total minutes from mobile phones

	Fjöldi Numbers		
	2019	2020	2021
(1.000 mínútur / minutes)			
Samtals / Total	932.141	1.124.108	1.136.661
- Símtöl í fastanet / Calls to fixed network	123.376	142.529	144.372
- Símtöl til farsímaneta / Calls to mobile networks	774.871	943.787	955.673
- Símtöl til útlanda / Outgoing international calls	33.894	37.791	36.615

Mynd 15. Heildarfjöldi mínútna úr farsímum

Picture 15. Total minutes from mobile phones



Farsímanet - Mobile network

Heildarfjöldi mínútna úr farsímum / Minutes from mobile phones

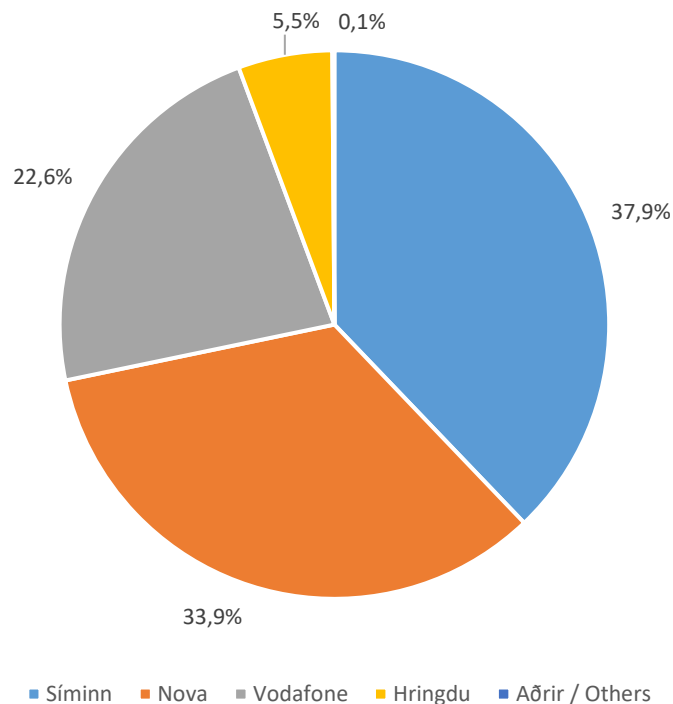
Tafla 16. Heildarfjöldi mínútna úr farsímum

Table 16. Total minutes from mobile phones

	Fjöldi Numbers			Markaðshlutdeild Market share		
	2019	2020	2021	2019	2020	2021
(1.000 mínútur / minutes)						
Samtals / Total	932.141	1.124.108	1.136.661	100,0%	100,0%	100,0%
- Síminn	356.745	436.246	430.370	38,3%	38,8%	37,9%
- Nova	325.162	385.597	384.995	34,9%	34,3%	33,9%
- Vodafone	208.909	246.052	256.906	22,4%	21,9%	22,6%
- Hringdu	40.618	54.821	63.016	4,4%	4,9%	5,5%
- Aðrir / Others	707	1.391	1.373	0,1%	0,1%	0,1%

Mynd 16. Markaðshlutdeild skipt eftir fyrirtækjum

Picture 16. Market share by companies



Farsímanet - Mobile network

Fjöldi mínútna úr farsímum til fastaneta / Minutes to fixed networks

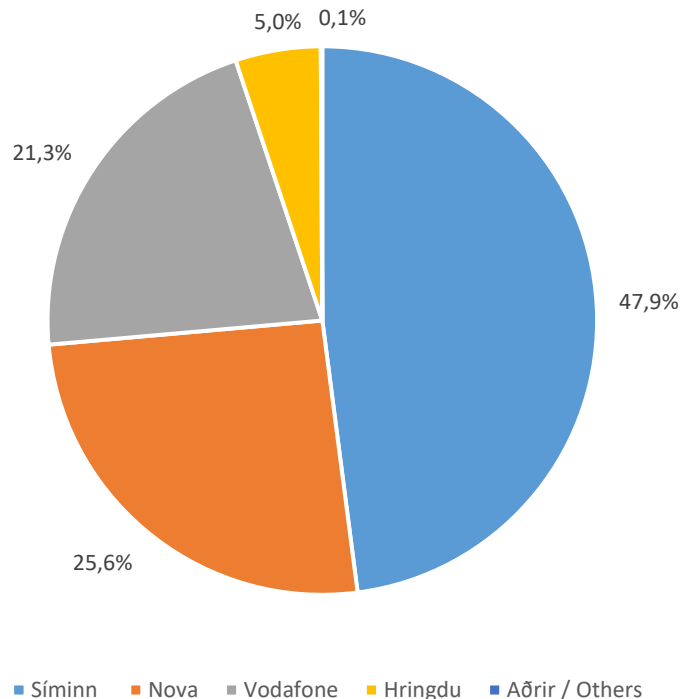
Tafla 17. Fjöldi mínútna úr farsímum til fastanets

Table 17. Total minutes from mobile to fixed network

	Fjöldi Numbers			Markaðshlutdeild Market share		
	2019	2020	2021	2019	2020	2021
(1.000 mínútur / minutes)						
Samtals / Total	123.376	142.529	144.372	100,0%	100,0%	100,0%
- Síminn	51.890	59.934	69.225	42,1%	42,1%	47,9%
- Nova	34.544	40.575	37.028	28,0%	28,5%	25,6%
- Vodafone	31.429	35.125	30.743	25,5%	24,6%	21,3%
- Hringdu	5.391	6.775	7.247	4,4%	4,8%	5,0%
- Aðrir / Others	122	120	129	0,1%	0,1%	0,1%

Mynd 17. Markaðshlutdeild skipt eftir fyrirtækjum

Picture 17. Market share by companies



Farsímanet - Mobile network

Fjöldi mínútna úr farsímum í farsíma / Minutes from mobile to mobile

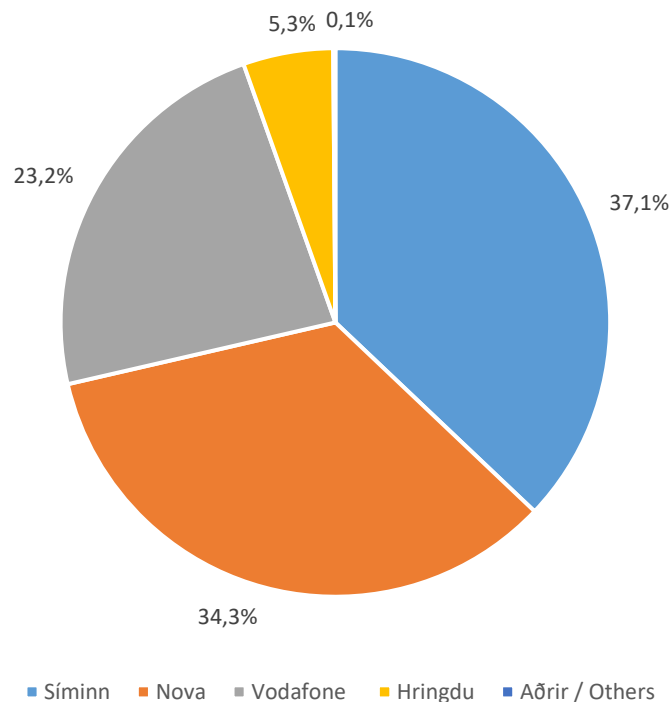
Tafla 18. Fjöldi mínútna úr farsímum í farsíma

Table 18. Total minutes from mobile to mobile

	Fjöldi Numbers			Markaðshlutdeild Market share		
	2019	2020	2021	2019	2020	2021
(1.000 mínútur / minutes)						
Samtals / Total	774.871	943.787	955.673	100,0%	100,0%	100,0%
- Síminn	298.761	369.876	354.479	38,6%	39,2%	37,1%
- Nova	271.948	323.766	327.748	35,1%	34,3%	34,3%
- Vodafone	172.774	205.970	221.584	22,3%	21,8%	23,2%
- Hringdu	30.849	42.938	50.640	4,0%	4,5%	5,3%
- Aðrir / Others	539	1.236	1.222	0,1%	0,1%	0,1%

Mynd 18. Markaðshlutdeild skipt eftir fyrirtækjum

Picture 18. Market share by companies



Farsímanet - Mobile network

Fjöldi mínútna úr farsímum til útlanda / Outgoing international calls

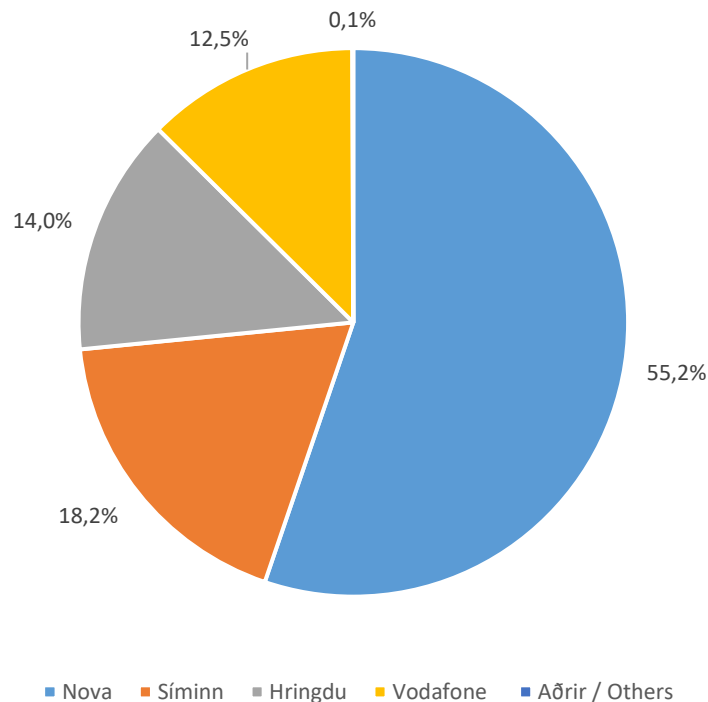
Tafla 19. Fjöldi mínútna úr farsímum til útlanda

Table 19. Total mobile outgoing international calls

	Fjöldi Numbers			Markaðshlutdeild Market share		
	2019	2020	2021	2019	2020	2021
(1.000 mínútur / minutes)						
Samtals / Total	33.894	37.791	36.615	100,0%	100,0%	100,0%
- Nova	18.670	21.256	20.219	55,1%	56,2%	55,2%
- Síminn	6.094	6.436	6.667	18,0%	17,0%	18,2%
- Hringdu	4.378	5.108	5.129	12,9%	13,5%	14,0%
- Vodafone	4.706	4.957	4.579	13,9%	13,1%	12,5%
- Aðrir / Others	46	35	22	0,1%	0,1%	0,1%

Mynd 19. Markaðshlutdeild skipt eftir fyrirtækjum

Picture 19. Market share by companies



Farsímanet - Mobile network

Fjöldi SMS og MMS / Number of SMS and MMS

Tafla 20. Fjöldi SMS og MMS skilaboða eftir fyrirtækjum*

Table 20. Total SMS and MMS messages by companies*

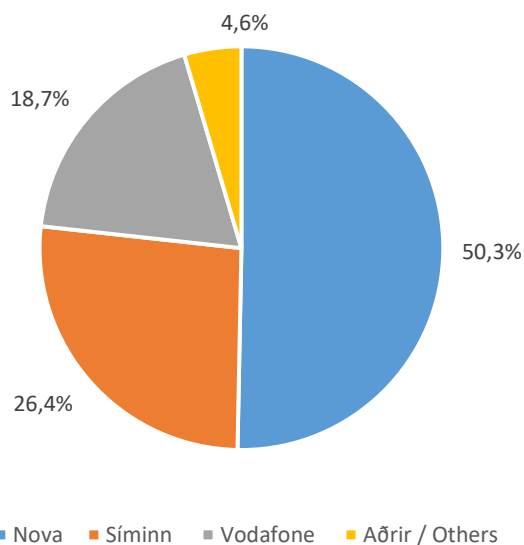
	SMS			Markaðshlutdeild Market share		
	2019	2020	2021	2019	2020	2021
(1.000 skilaboð / Messages)						
Samtals / Total	163.193	157.990	165.061	100,0%	100,0%	100,0%
- Nova	84.972	81.240	83.044	52,1%	51,4%	50,3%
- Síminn	43.468	42.487	43.622	26,6%	26,9%	26,4%
- Vodafone	30.631	28.307	30.845	18,8%	17,9%	18,7%
- Aðrir / Others	4.123	5.956	7.549	2,5%	3,8%	4,6%
MMS						
Samtals / Total	4.810	5.602	6.045	100,0%	100,0%	100,0%
- Nova	2.293	2.670	2.827	47,7%	47,7%	46,8%
- Síminn	1.132	1.338	1.422	23,5%	23,9%	23,5%
- Vodafone	1.233	1.319	1.412	25,6%	23,6%	23,4%
- Hringdu	153	274	384	3,2%	4,9%	6,3%

*Einungis sendingar innan farsímanetsins. / *From mobile to mobile.

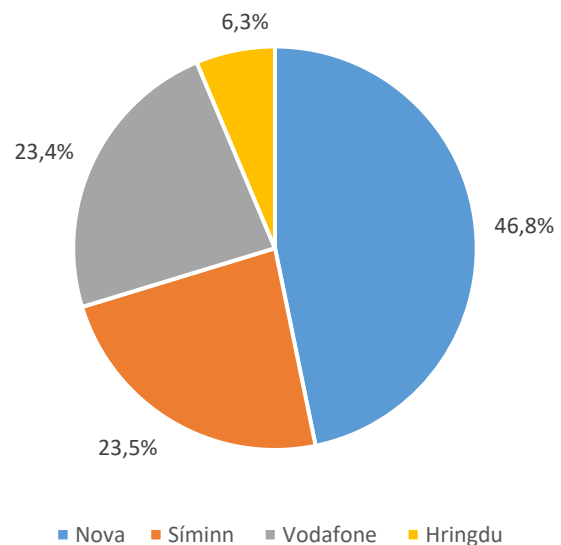
Mynd 20. Markaðshlutdeild skipt eftir fyrirtækjum

Picture 20. Market share by companies

SMS



MMS



Farsímanet - Mobile network

Fjöldi áskrifta fyrir netið í símann / Voice and data subscriptions

Tafla 21. Fjöldi áskrifta fyrir netið í farsímann*

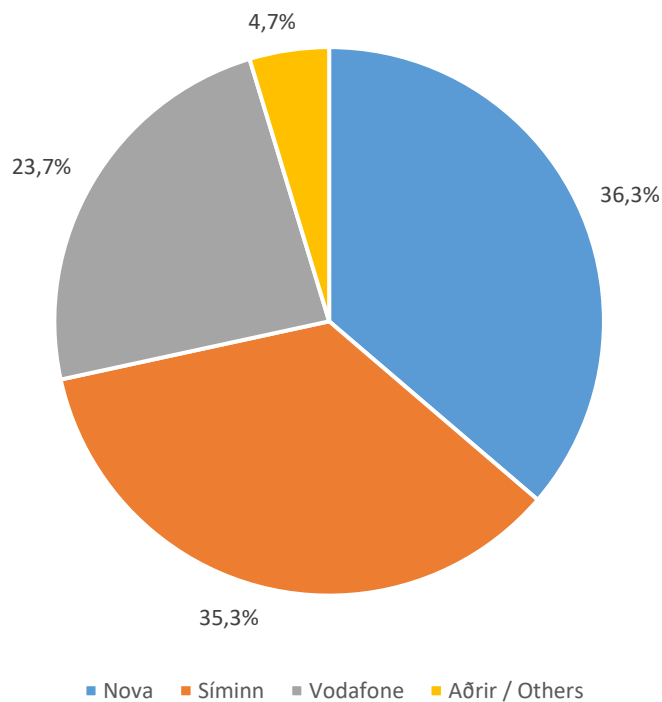
Table 21. Mobile broadband, number of voice and data subscriptions*

Í lok árs / End of	Breiðbandstenging farsíma Mobile broadband			Markaðshlutdeild Market share		
	2019	2020	2021	2019	2020	2021
Samtals / Total	355.398	365.076	382.701	100,0%	100,0%	100,0%
- Nova	135.316	136.446	138.842	38,1%	37,4%	36,3%
- Síminn	124.550	130.023	135.156	35,0%	35,6%	35,3%
- Vodafone	83.790	82.678	90.797	23,6%	22,6%	23,7%
- Aðrir / Others	11.742	15.929	17.906	3,3%	4,4%	4,7%

*Áskriftir sem hafa notað netið í símann. / *Subscriptions which have used data traffic in addition to voice calls.

Mynd 21. Markaðshlutdeild skipt eftir fyrirtækjum

Picture 21. Market share by companies



Farsímanet - Mobile network

Netþjónusta á farsímaneti / Data only subscriptions

Tafla 22. Fjöldi áskrifta fyrir netþjónustu á farsímaneti*

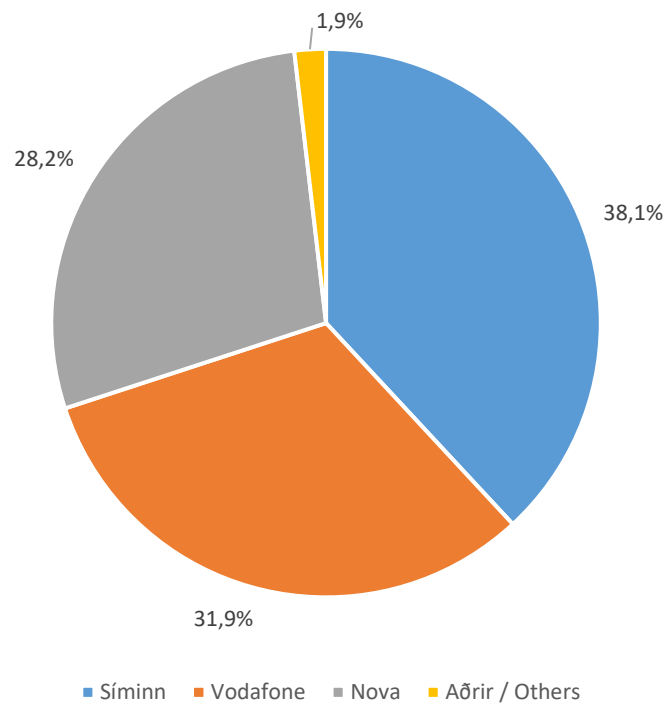
Table 22. Mobile broadband, number of data only subscriptions*

Í lok árs / End of	Breiðbandstenging farsíma Mobile broadband			Markaðshlutdeild Market share		
	2019	2020	2021	2019	2020	2021
Samtals / Total	62.396	54.155	59.749	100,0%	100,0%	100,0%
- Síminn	25.623	17.878	22.765	41,1%	33,0%	38,1%
- Vodafone	21.731	22.047	19.039	34,8%	40,7%	31,9%
- Nova	14.838	13.797	16.838	23,8%	25,5%	28,2%
- Aðrir / Others	204	433	1.107	0,3%	0,8%	1,9%

*Áskriftir sem heimila eingöngu gagnamagn. / *Subscriptions with data only on mobile networks.

Mynd 22. Markaðshlutdeild skipt eftir fyrirtækjum

Picture 22. Market share by companies



Farsímanet - Mobile network

Gagnamagn á farsímaneti / Data traffic on mobile networks

Tafla 23. Gagnamagn á farsímaneti*

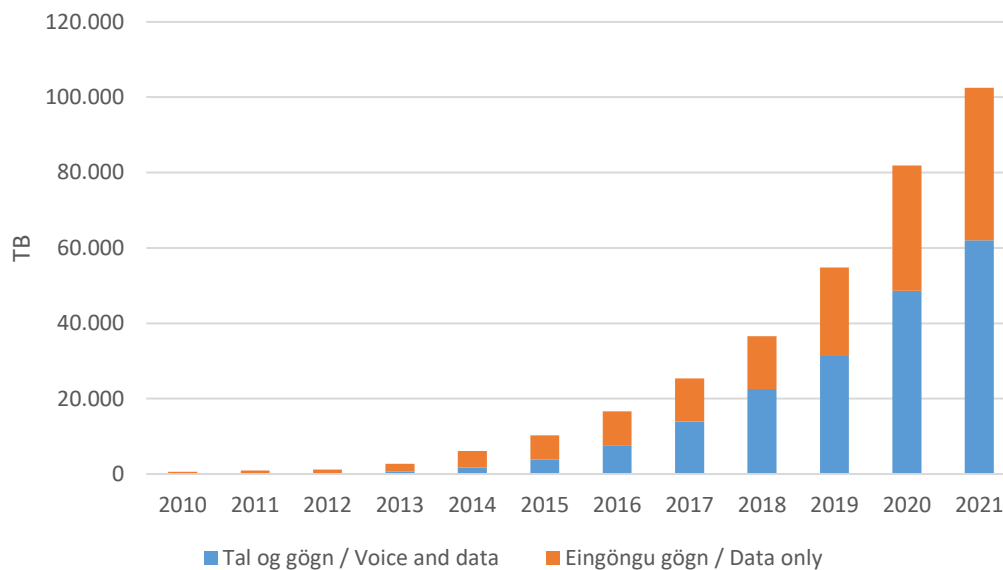
Table 23. Data traffic in mobile networks*

Á ári / Per year	Farsímanet / gögn Mobile network / Data			Markaðshlutdeild Market share		
	2019	2020	2021	2019	2020	2021
TB						
Samtals / Total	54.839	81.904	102.511	100,0%	100,0%	100,0%
- Tal og gögn / Voice and data	31.547	48.590	62.006	57,5%	59,3%	60,5%
- Eingöngu gögn / Data only	23.292	33.314	40.505	42,5%	40,7%	39,5%

*Gagnamagn fyrir netið í símann og netþjónustu á farneti. / *Data traffic for standard mobile and data only.

Mynd 23. Gagnamagn á farsímaneti

Picture 23. Data traffic on mobile networks



Farsímanet - Mobile network

Gagnamagn á farsímaneti / Data traffic on mobile networks

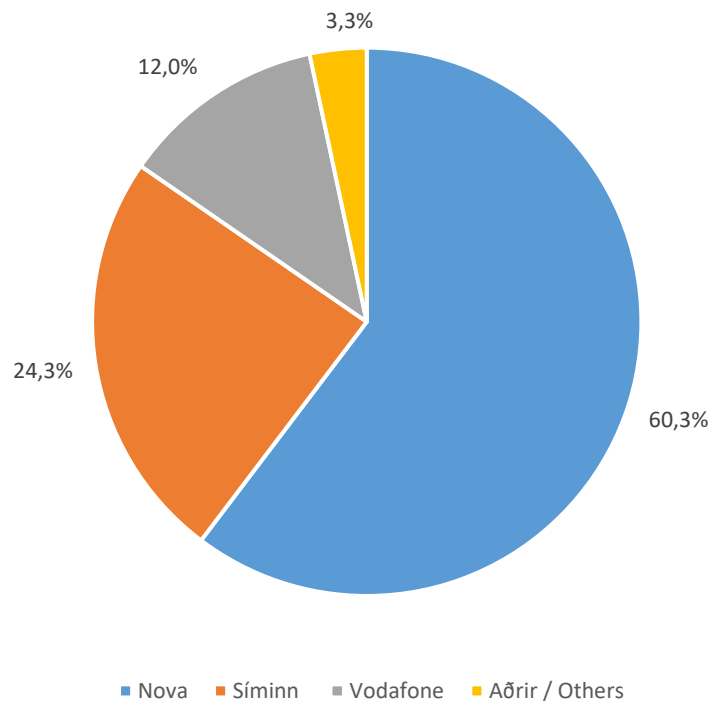
Tafla 24. Gagnamagn á farsímaneti

Table 24. Data traffic on mobile networks

	Farsímanet / Gagnamagn Mobile network / Data traffic			Markaðshlutdeild Market share		
	2019	2020	2021	2019	2020	2021
TB						
Samtals / Total	54.839	81.904	102.511	100,0%	100,0%	100,0%
- Nova	33.659	51.350	61.825	61,4%	62,7%	60,3%
- Síminn	13.347	19.419	24.920	24,3%	23,7%	24,3%
- Vodafone	6.698	9.116	12.339	12,2%	11,1%	12,0%
- Aðrir / Others	1.135	2.019	3.426	2,1%	2,5%	3,3%

Mynd 24. Markaðshlutdeild skipt eftir fyrirtækjum

Picture 24. Market share by companies



Farsímanet - Mobile network

Gagnamagn, netið í símann / Data traffic, voice and data

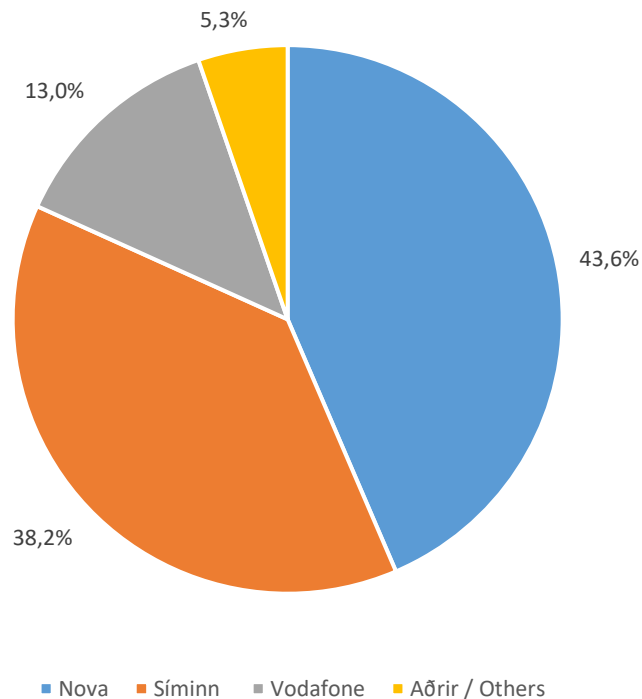
Tafla 25. Gagnamagn, netið í farsímann

Table 25. Data traffic on mobile networks, voice and data

	Farsímanet / Tal og gögn Mobile network / Voice and data			Markaðshlutdeild Market share		
	2019	2020	2021	2019	2020	2021
TB						
Samtals / Total	31.547	48.590	62.006	100,0%	100,0%	100,0%
- Nova	16.562	23.365	27.007	52,5%	48,1%	43,6%
- Síminn	9.632	17.581	23.694	30,5%	36,2%	38,2%
- Vodafone	4.228	5.683	8.040	13,4%	11,7%	13,0%
- Aðrir / Others	1.125	1.961	3.265	3,6%	4,0%	5,3%

Mynd 25. Markaðshlutdeild skipt eftir fyrirtækjum

Picture 25. Market share by companies



Farsímanet - Mobile network

Gagnamagn, eingöngu gagnaáskrift / Data traffic, data only subscriptions

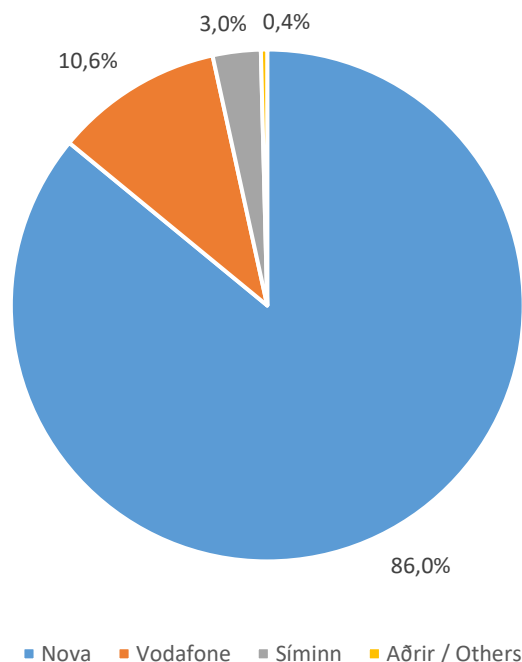
Tafla 26. Gagnamagn, eingöngu gagnaáskrift

Table 26. Data traffic on mobile networks, data only subscriptions

	Farsímanet / Eingöngu gögn Mobile network / Data only			Markaðshlutdeild Market share		
	2019	2020	2021	2019	2020	2021
TB						
Samtals / Total	23.292	33.314	40.505	100,0%	100,0%	100,0%
- Nova	17.097	27.985	34.818	73,4%	84,0%	86,0%
- Vodafone	2.470	3.433	4.300	10,6%	10,3%	10,6%
- Síminn	3.715	1.838	1.226	16,0%	5,5%	3,0%
- Aðrir / Others	9	58	161	0,0%	0,2%	0,4%

Mynd 26. Markaðshlutdeild skipt eftir fyrirtækjum

Picture 26. Market share by companies



Internetið – Internet

Fjöldi internettinga / Internet subscriptions

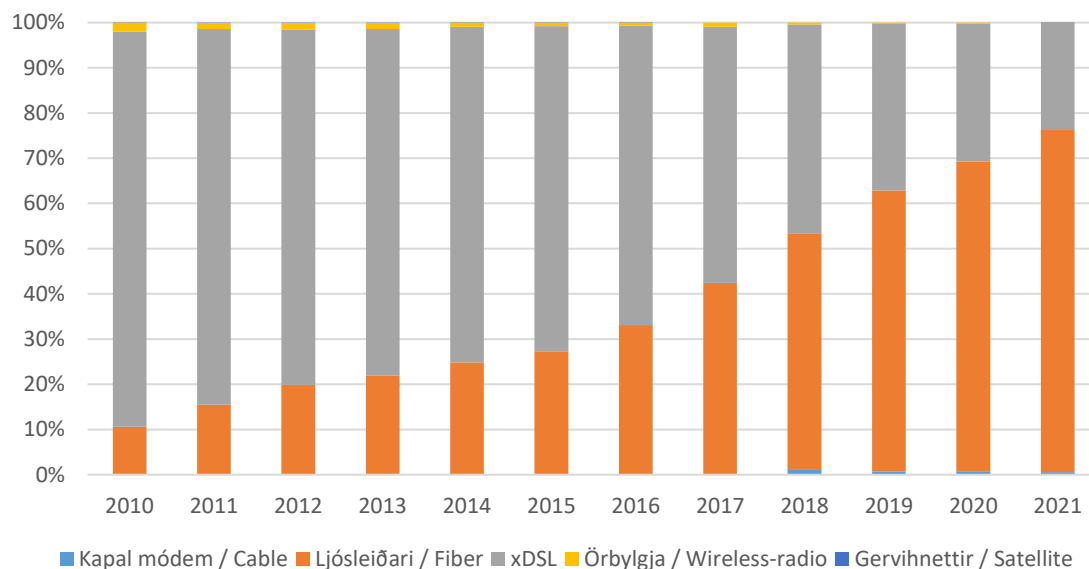
Tafla 27. Fjöldi tenginga eftir tegund

Table 27. Total subscriptions by type

Í lok árs / End of	2019	2020	2021
Samtals / Total	139.241	141.816	143.124
- Kapal módem / Cable	974	888	776
- Ljósleiðari / Fiber	86.520	97.292	107.294
- xDSL	51.356	43.362	34.807
- Örbylgja / Wireless-radio	391	274	247

Mynd 27. Hlutfall tenginga eftir tegund

Picture 27. Connection rate by type



Internetið - Internet

Internettengingar eftir fyrirtækjum / Internet connections by companies

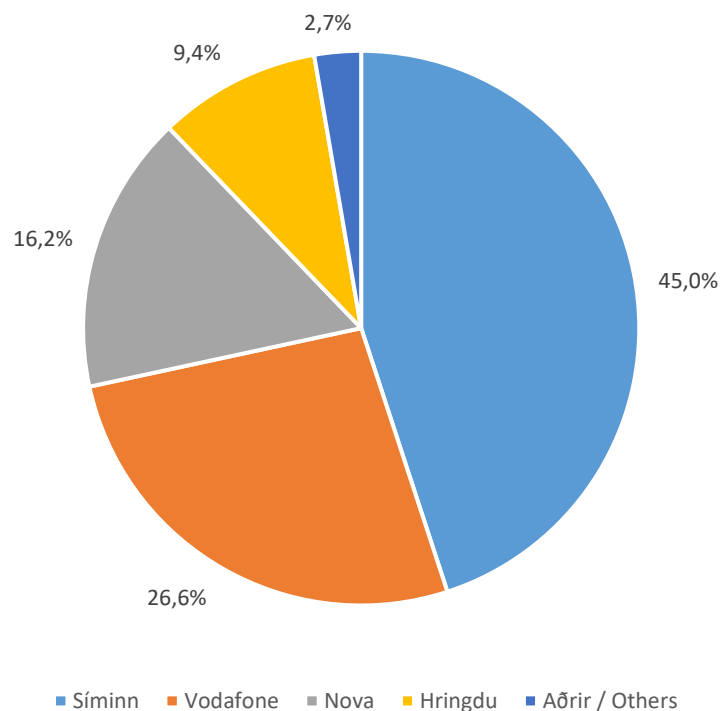
Tafla 28. Fjöldi internettenginga eftir fyrirtækjum

Table 28. Total subscriptions by companies

Í lok árs / End of	Fjöldi Number			Markaðshlutdeild Market share		
	2019	2020	2021	2019	2020	2021
Samtals / Total	139.241	141.816	143.124	100,0%	100,0%	100,0%
- Síminn	66.273	65.637	64.379	47,6%	46,3%	45,0%
- Vodafone	40.974	39.290	38.115	29,4%	27,7%	26,6%
- Nova	17.228	20.798	23.233	12,4%	14,7%	16,2%
- Hringdu	10.815	12.133	13.520	7,8%	8,6%	9,4%
- Aðrir / Others	3.951	3.958	3.877	2,8%	2,8%	2,7%

Mynd 28. Markaðshlutdeild skipt eftir fyrirtækjum

Picture 28. Market share by companies



Internetið - Internet

Fjöldi xDSL internettenginga / xDSL subscriptions

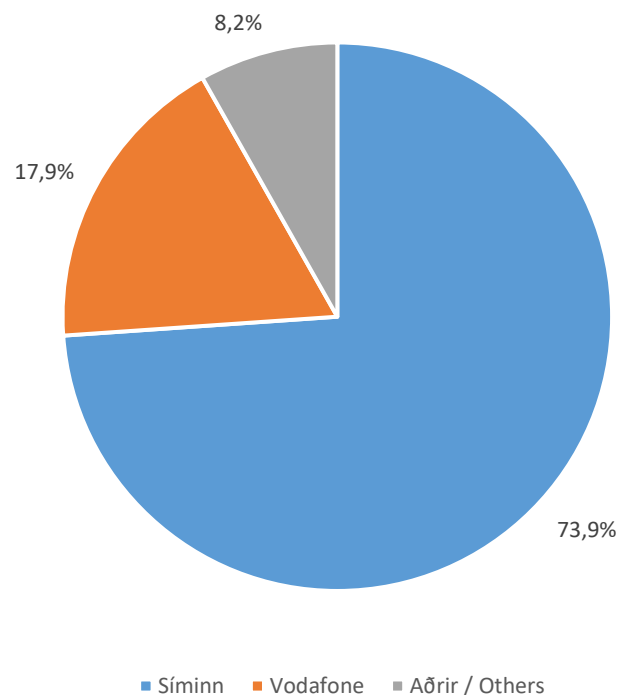
Tafla 29. Fjöldi xDSL tenginga eftir fyrirtækjum

Table 29. Total xDSL subscriptions by companies

Í lok árs / End of	Fjöldi Number			Markaðshlutdeild Market share		
	2019	2020	2021	2019	2020	2021
Samtals / Total	51.356	43.362	34.807	100,0%	100,0%	100,0%
- Síminn	37.433	32.221	25.723	72,9%	74,3%	73,9%
- Vodafone	9.644	7.603	6.240	18,8%	17,5%	17,9%
- Aðrir / Others	4.279	3.538	2.844	8,3%	8,2%	8,2%

Mynd 29. Markaðshlutdeild skipt eftir fyrirtækjum

Picture 29. Market share by companies



Internetið - Internet

Fjöldi ljósleiðara internettenginga / Fiber connections

Tafla 30. Fjöldi ljósleiðara internettenginga*

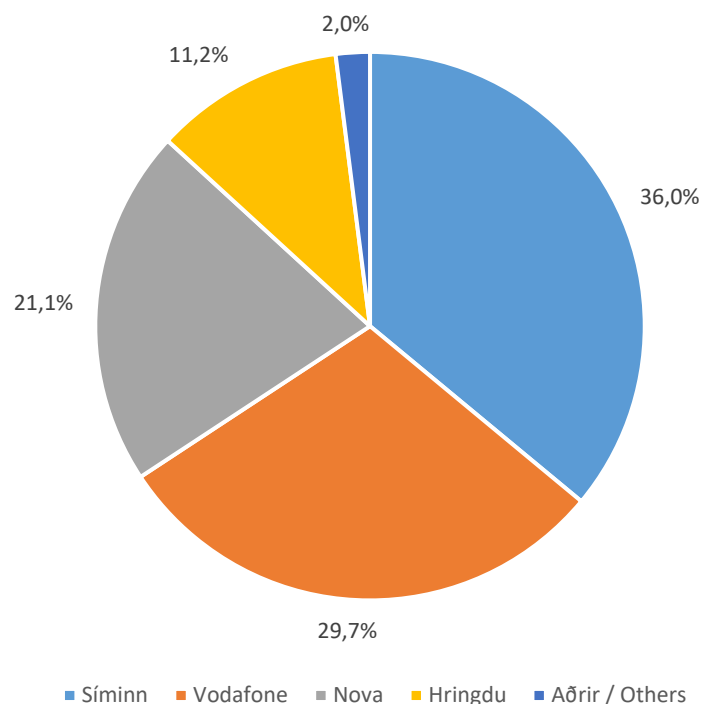
Table 30. Total fiber internet connections*

Í lok árs / End of	Fjöldi Number			Markaðshlutdeild Market share		
	2019	2020	2021	2019	2020	2021
Samtals / Total	86.520	97.292	107.294	100,0%	100,0%	100,0%
- Síminn	28.840	33.416	38.656	33,3%	34,3%	36,0%
- Vodafone	31.326	31.687	31.875	36,2%	32,6%	29,7%
- Nova	16.194	19.943	22.624	18,7%	20,5%	21,1%
- Hringdu	8.601	10.215	11.988	9,9%	10,5%	11,2%
- Aðrir / Others	1.559	2.031	2.151	1,8%	2,1%	2,0%

*Ljósleiðari að heimili eða byggingu. / *Fiber to the home or building.

Mynd 30. Markaðshlutdeild skipt eftir fyrirtækjum

Picture 30. Market share by companies



Internetið - Internet

Fjöldi xDSL og ljósleiðara internettenginga / xDSL and fiber connections

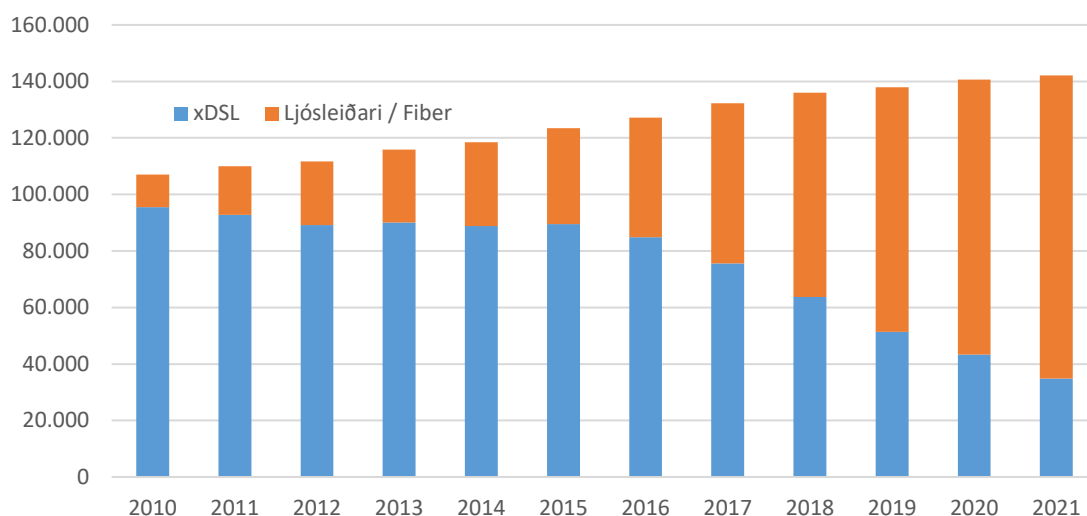
Tafla 31. Fjöldi xDSL og ljósleiðara internettenginga

Table 31. Total xDSL and fiber internet connections

	xDSL	Ljósleiðari / Fiber	Hlutfall ljósleiðari % Fiber ratio %
2010	95.448	11.563	10,8%
2011	92.745	17.265	15,7%
2012	89.123	22.521	20,2%
2013	90.090	25.736	22,2%
2014	88.799	29.692	25,1%
2015	89.453	33.962	27,5%
2016	84.846	42.352	33,3%
2017	75.631	56.649	42,8%
2018	63.743	72.253	53,1%
2019	51.356	86.520	62,8%
2020	43.362	97.292	69,2%
2021	34.807	107.294	75,5%

Mynd 31. Fjöldi xDSL og ljósleiðara internettenginga

Picture 31. Total xDSL and fiber internet connection



Internetið - Internet

Fjöldi tenginga eftir niðurhalshraða / Internet downstream speeds

Tafla 32. Fjöldi tenginga eftir niðurhalshraða*

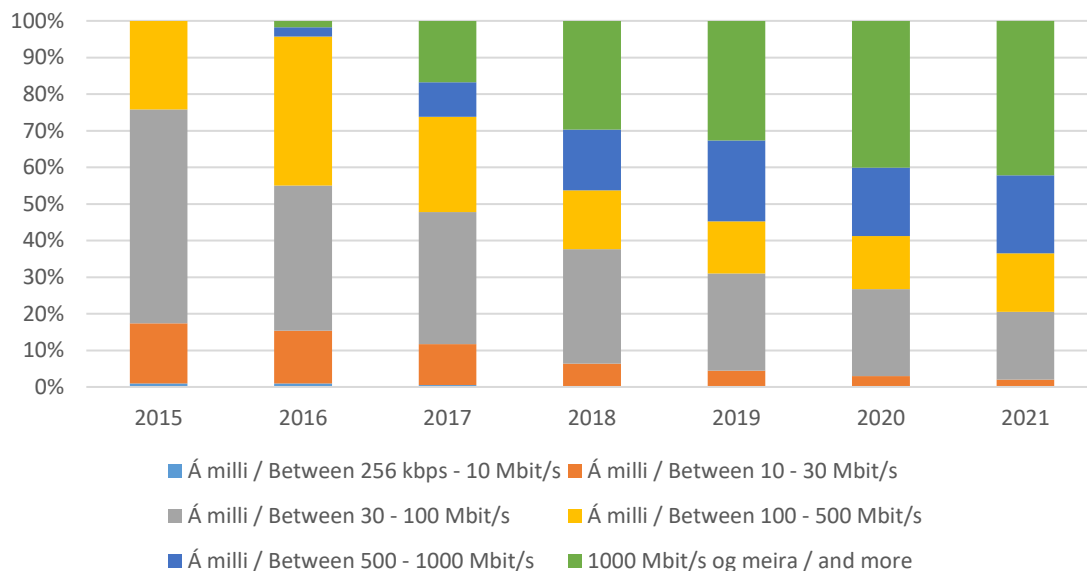
Table 32. Total subscriptions by downstream speeds*

	Fjöldi Number			Markaðshlutdeild Market share		
	2019	2020	2021	2019	2020	2021
Samtals / Total	139.241	141.816	143.124	100,0%	100,0%	100,0%
- > 256 kbps - 10 Mbit/s	312	216	107	0,2%	0,2%	0,1%
- 10 - 30 Mbit/s	5.885	4.053	2.812	4,2%	2,9%	2,0%
- 30 - 100 Mbit/s	37.037	33.695	26.193	26,6%	23,8%	18,3%
- 100 - 500 Mbit/s	19.796	20.589	22.638	14,2%	14,5%	15,8%
- 500 - 1000 Mbit/s	30.736	26.461	30.233	22,1%	18,7%	21,1%
- > = 1000 Mbit/s	45.475	56.802	61.141	32,7%	40,1%	42,7%

*Auglýstur hraði. / *Advertised speed.

Mynd 32. Hlutfall tenginga eftir niðurhalshraða tengingar

Picture 32. Total subscriptions by downstream speeds



Internetið - Internet

Fjöldi tenginga eftir upphalshraða / Internet upstream speeds

Tafla 33. Fjöldi tenginga eftir upphalshraða*

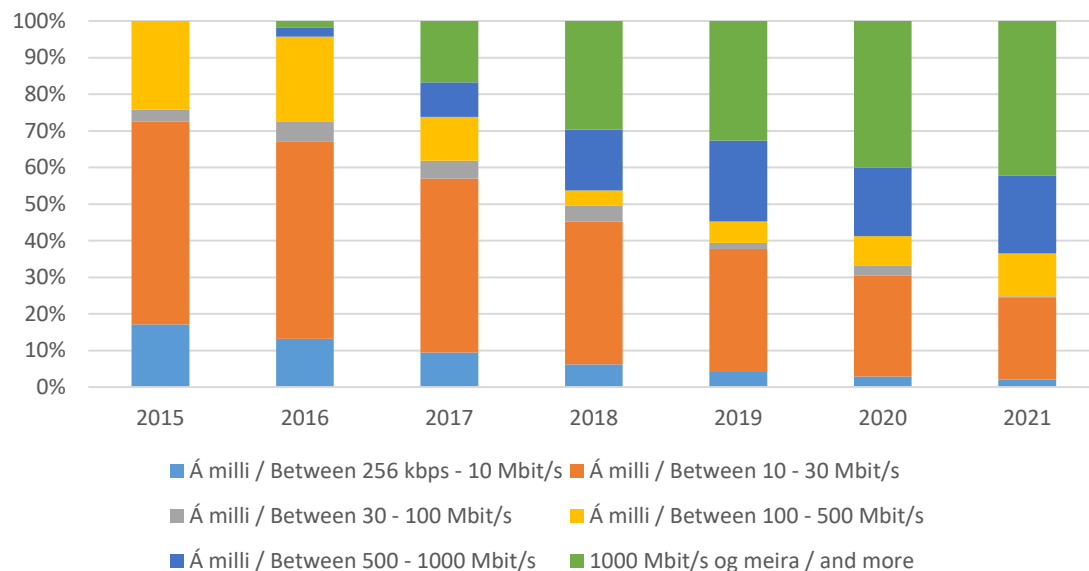
Table 33. Total subscriptions by upstream speeds*

Í lok árs / End of	Fjöldi Number			Markaðshlutdeild Market share		
	2019	2020	2021	2019	2020	2021
Samtals / Total	139.241	141.816	143.124	100,0%	100,0%	100,0%
- > 256 kbps - 10 Mbit/s	6.083	4.158	2.856	4,4%	2,9%	2,0%
- 10 - 30 Mbit/s	46.542	39.029	31.790	33,4%	27,5%	22,2%
- 30 - 100 Mbit/s	2.307	3.743	557	1,7%	2,6%	0,4%
- 100 - 500 Mbit/s	8.098	11.623	16.547	5,8%	8,2%	11,6%
- 500 - 1000 Mbit/s	30.736	26.461	30.233	22,1%	18,7%	21,1%
- > = 1000 Mbit/s	45.475	56.802	61.141	32,7%	40,1%	42,7%

*Auglýstur hraði. / *Advertised speed.

Mynd 33. Hlutfall tenginga eftir upphalshraða tengingar

Picture 33. Total subscriptions by upstream speeds



Internetið - Internet

Gagnamagn á fastaneti / Fixed broadband, Data traffic

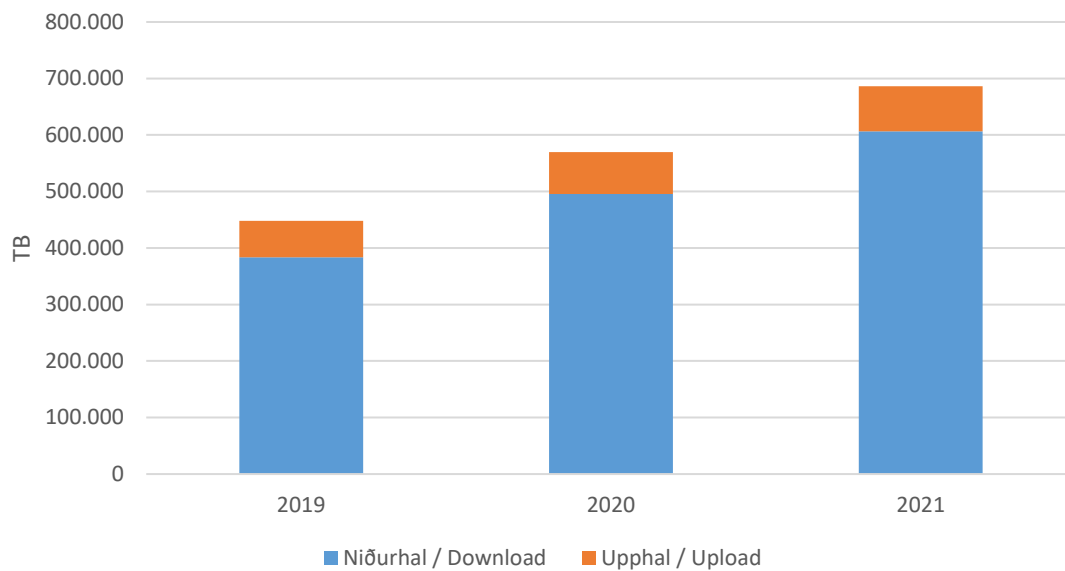
Tafla 34. Gagnamagn á fastaneti

Table 34. Fixed broadband, Data traffic

	Fastanet / Gagnamagn Fixed broadband / Data traffic			Markaðshlutdeild Market share		
	2019	2020	2021	2019	2020	2021
TB						
Samtals / Total	448.273	569.459	686.299	100,0%	100,0%	100,0%
- Niðurhal / Download	383.380	495.447	606.204	85,5%	87,0%	88,3%
- Upphal / Upload	64.893	74.012	80.094	14,5%	13,0%	11,7%

Mynd 34. Gagnamagn á fastaneti

Picture 34. Fixed broadband, data traffic



Internetið - Internet

Gagnamagn á fastaneti, Niðurhal / Fixed broadband, Download

Tafla 35. Gagnamagn á fastaneti, Niðurhal

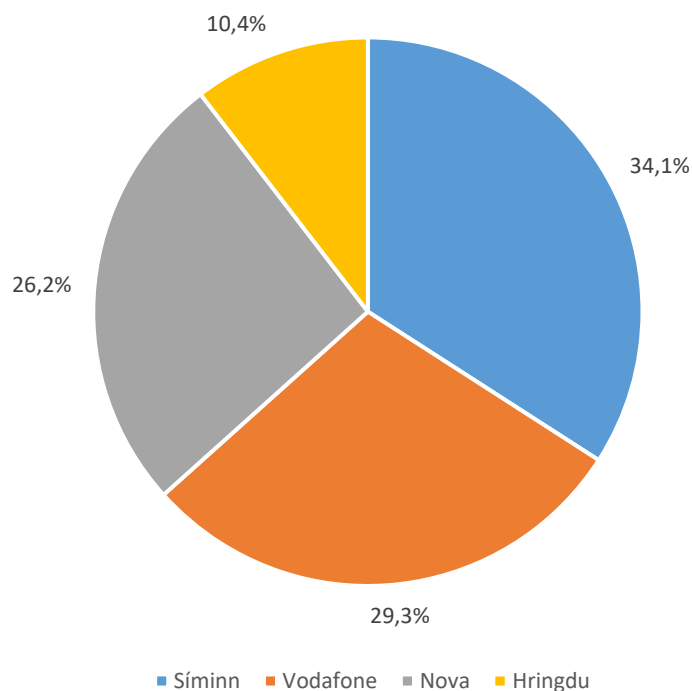
Table 35. Fixed broadband, Download

	Fastanet, Niðurhal Fixed broadband, Download			Markaðshlutdeild Market share		
	2019	2020	2021	2019	2020	2021
TB						
Samtals / Total	383.380	495.447	606.204	100,0%	100,0%	100,0%
- xDSL	103.407	106.388	85.355	27,0%	21,5%	14,1%
- Ljósleiðari / Fiber	279.973	389.059	520.849	73,0%	78,5%	85,9%
- Vodafone	146.657	158.655	206.756	38,3%	32,0%	34,1%
- Síminn	131.478	168.696	177.327	34,3%	34,0%	29,3%
- Nova	72.354	119.652	158.902	18,9%	24,2%	26,2%
- Hringdu*	32.892	48.444	63.219	8,6%	9,8%	10,4%

*Tölur fyrir Hringdu eru áætlaðar / Figures for Hringdu are estimated.

Mynd 35. Markaðshlutdeild skipt eftir fyrirtækjum

Picture 35. Market shares by companies



Internetið - Internet

Gagnamagn á fastaneti, Upphal / Fixed broadband, Upload

Tafla 36. Gagnamagn á fastaneti, Upphal

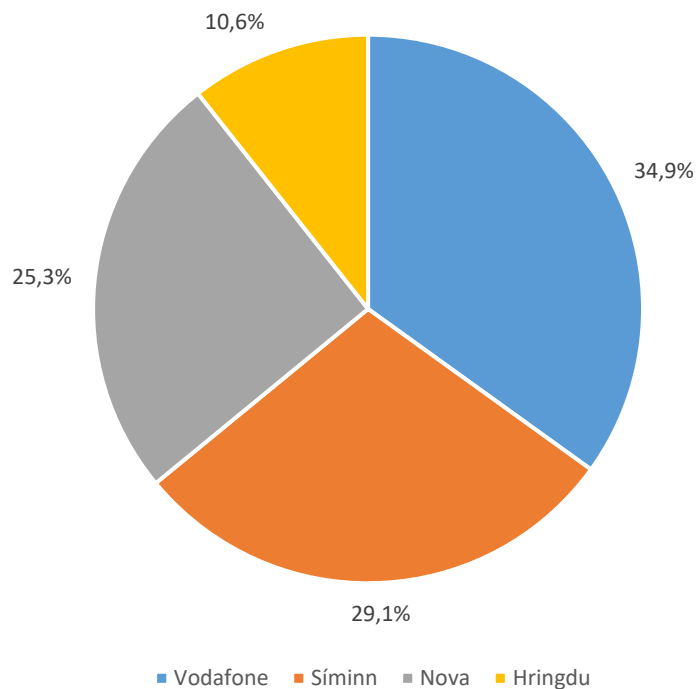
Table 36. Fixed broadband, Upload

	Fastanet, Upphal Fixed broadband, Upload			Markaðshlutdeild Market share		
	2019	2020	2021	2018	2020	2021
TB						
Samtals / Total	64.893	74.012	80.094	100,0%	100,0%	100,0%
- xDSL	12.652	11.340	8.786	19,5%	15,3%	11,0%
- Ljósleiðari / Fiber	52.242	62.671	71.308	80,5%	84,7%	89,0%
- Vodafone	26.425	24.992	27.987	40,7%	33,8%	34,9%
- Síminn	19.552	22.791	23.292	30,1%	30,8%	29,1%
- Nova	13.070	18.665	20.291	20,1%	25,2%	25,3%
- Hringdu*	5.845	7.564	8.502	9,0%	10,2%	10,6%

*Tölur fyrir Hringdu eru áætlaðar / Figures for Hringdu are estimated.

Mynd 36. Markaðshlutdeild skipt eftir fyrirtækjum

Picture 36. Market shares by companies



Internetið - Internet

Heildarfjöldi áskrifenda með IPTV / IPTV subscriptions

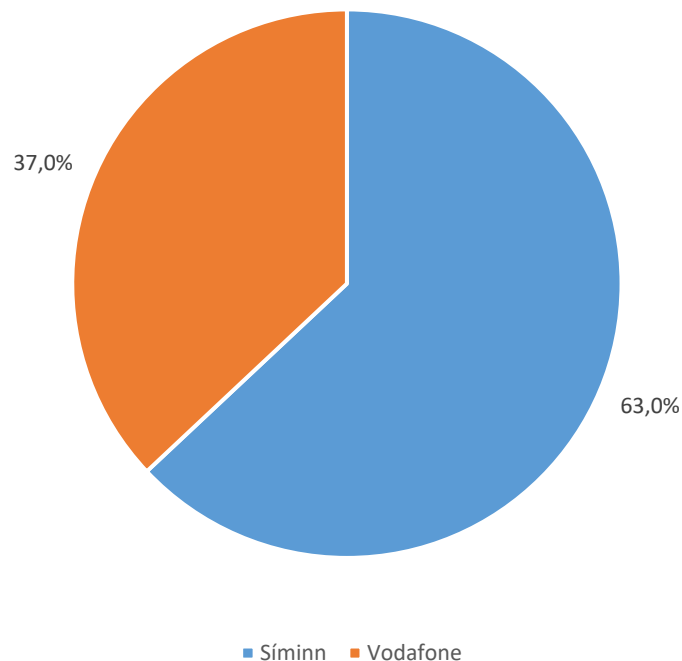
Tafla 37. Heildarfjöldi áskrifenda með sjónvarp yfir IP-net

Table 37. Number of IPTV subscriptions

Í lok árs / End of	Fjöldi Number			Markaðshlutdeild Market share		
	2019	2020	2021	2019	2020	2021
Samtals / Total	91.815	88.109	84.798	100,0%	100,0%	100,0%
- xDSL	35.894	27.734	24.178	39,1%	31,5%	28,5%
- Ljósleiðari / Fiber	55.921	60.375	60.620	60,9%	68,5%	71,5%
- Síminn	57.897	56.824	53.421	63,1%	64,5%	63,0%
- Vodafone	33.918	31.285	31.377	36,9%	35,5%	37,0%

Mynd 37. Markaðshlutdeild skipt eftir fyrirtækjum

Picture 37. Market share by companies



Velta og fjárfesting – Revenue and Investment

Heildartekjur eftir fjarskiptastarfsemi / Income from telecommunication

Tafla 38. Heildartekjur eftir fjarskiptastarfsemi

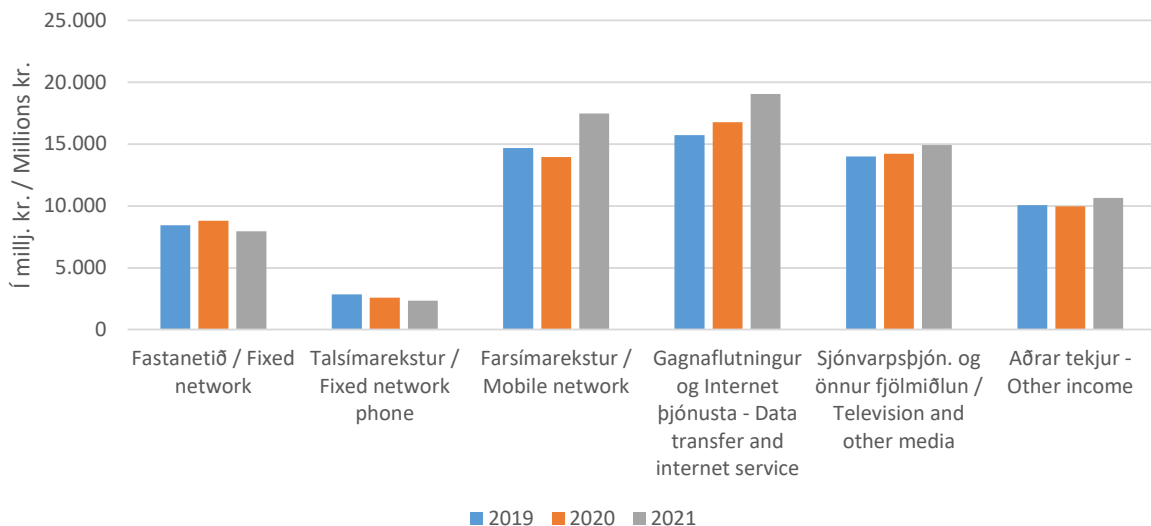
Table 38. Total income from telecommunication

	2019	2020	2021
Í milljónum króna / In millions of krónur			
Samtals / Total	65.753	66.259	72.388
- Fastanetið / Fixed network	8.439	8.792	7.956
- Talsímarekstur / Fixed network phone	2.863	2.577	2.332
- Farsímarekstur / Mobile network	14.670	13.954	17.478
- Gagnafl. og Internet þjón. / Data transfer and Internet service	15.715	16.763	19.052
- Sjónvarpsþjón. og önnur fjölmiðlun / Television and other media	14.008	14.215	14.924
- Aðrar tekjur / Other income	10.058	9.958	10.646

*Aðrar tekjur eru m.a. tekjur af sölu á búnaði og fylgihlutum. Other income includes revenues from the sale of equipment and accessories.

Mynd 38. Heildartekjur eftir fjarskiptastarfsemi

Picture 38. Total income from telecommunication



Velta og fjárfesting – Revenue and Investment

Fjárfestingar eftir fjarskiptastarfsemi / Investment in telecommunication

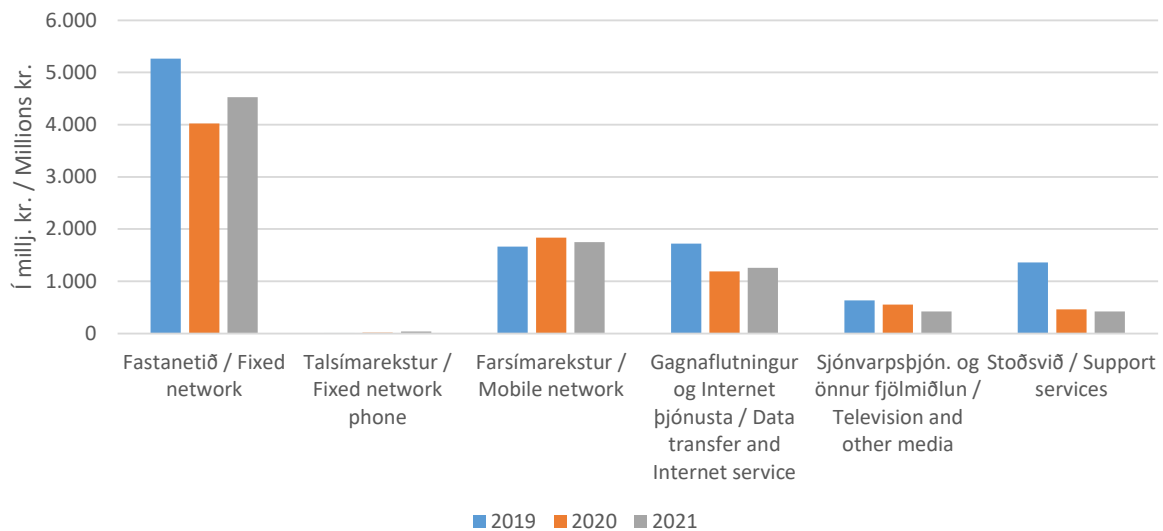
Tafla 39. Fjárfestingar eftir fjarskiptastarfsemi

Table 39. Investment in telecommunication

	2019	2020	2021
Í milljónum króna / In millions of krónur			
Samtals / Total	10.652	8.071	8.420
- Fastanetið / Fixed network	5.263	4.020	4.525
- Talsímarekstur / Fixed network phone	10	12	39
- Farsímarekstur / Mobile network	1.661	1.836	1.753
- Gagnafl. og Internet þjón. / Data transfer and Internet service	1.723	1.189	1.260
- Sjónvarpsþjón. og önnur fjölmiðlun / Television and other media	636	553	422
- Stoðsvið / Support services	1.359	460	423

Mynd 39. Fjárfestingar eftir fjarskiptastarfsemi

Picture 39. Investment in telecommunication



Skráð fyrirtæki – Registered Operators

Skráð fjarskiptafyrirtæki	Tegund starfsemi
1819 Nýr valkostur ehf.	Upplýsingaþjónusta um símanúmer/ <i>Directory enquiry service</i>
Advania Ísland ehf.	Gagnaflutningsþjónusta/ <i>Data transmission service</i>
Alza ehf.	Gagnaflutningsþjónusta um þráðlaus- og fastanet/ <i>Data transmission service via fixed and wireless electronic communication networks</i>
Alþingi	Hljóðvarps og/eða sjónvarpsdreifing/ <i>Transmission of radio and television signal</i>
Austurljós ehf.	Gagnaflutningsnet og þjónusta/ <i>Data transmission and service</i>
Ábótinn ehf.	Gagnaflutningsnet og –þjónusta/ <i>Data transmission and service</i>
Árvakur hf.	Upplýsingaþjónusta um símanúmer/ <i>Directory enquiry service</i>
Ásaljós	Rekstur fastlínu fjarskiptanets/ <i>Operation of fixed electronic communication network</i>
Bláskógaljós	Rekstur fastlínu fjarskiptanets/ <i>Operation of fixed electronic communication network</i>
Bloomberg Finance L.P.	Leigulínuþjónusta og almennt fjarskiptanet/ <i>Leased line and network</i>
Boðleið Þjónusta ehf.	Talsímaþjónusta, farsímaþjónusta og rekstur fastlínu fjarskiptanets/ <i>Voice telephony, mobile telephony and operation of fixed data transmission network</i>
BT Solutions Limited, útibú á Íslandi	Gagnaflutningsþjónusta/ <i>Data transmission services</i>
Century Link Iceland ehf.	Rekstur fjarskiptanets og gagnaflutningsþjónusta/ <i>Operation of fixed electronic communication network and data transmission service</i>
Colt Technology Services AB	Gagnaflutningsþjónusta/ <i>Data transmission services</i>
Cronus ehf.	Hljóðvarps- og/eða sjónvarpsdreifing/ <i>Transmission of radio and television signals</i>
Cubic Telecom Limited	Rekstur fastlínu- og þráðlauss fjarskiptanets og gagnaflutningsþjónusta um þráðlaus net/ <i>Operation of fixed and wireless electronic communications network and data transmission via wireless electronic communications networks</i>
Dalaveitur ehf.	Rekstur fastlínu fjarskiptanets/ <i>Operation of fixed electronic communications network</i>
DCN Hub ehf.	Farsíma- og gagnaflutningsþjónusta/ <i>Mobile and data transmission services</i>
DIDWW Ireland Limited	Gagnaflutnings- og talsímaþjónusta/ <i>Data transmission and telephony service</i>
Digriklettur ehf.	Rekstur fastlínu fjarskiptanets/

	<i>Operation of fixed electronic communications network</i>
DVD-Margmiðlun ehf.	Rekstur breiðbandskerfis fyrir útvarpsdreifingu/ <i>Broadcast cable network</i>
EchoStar Mobile Limited	Rekstur fastlínu fjarskiptanets/ <i>Mobile satellite services</i>
Eyja- og Miklaholts- hreppur	Rekstur fastlínu fjarskiptanets/ <i>Fixed data transmission network</i>
Factor ehf.	Gagnaflutningsnet- og gagnaflutningsþjónusta/ <i>Data transmission and service</i>
Farice ehf.	Sæstrengur/ <i>Submarine cable</i>
Ferðapjónustan Húsafelli ehf.	Rekstur fastlínu fjarskiptanets/ <i>Operation of fixed electronic communications network</i>
Feris ehf.	Gagnaflutningsþjónusta/ <i>Data transmission service</i>
Flugleiðahótel hf. / Icelandair hotels	Hljóðvarps- og/eða sjónvarpsdreifing/ <i>Transmission of radio and television signals</i>
Fjarskiptafélag Mývanssveitar ehf.	Gagnaflutningsþjónusta um fastanet/ <i>Data transmission service via fixed electronic communication network</i>
Fjarskiptafélag Reykhólahrepps	Rekstur fastlínu fjarskiptanets/ <i>Operation of fixed electronic communications network</i>
Fjarskiptafélag Skagabyggðar	Gagnaflutningsnet/ <i>Data transmission network</i>
Fjarskiptafélag Skeiða- og Gnúpverjahrepps ehf.	Gagnaflutningsnet/ <i>Data transmission network</i>
Fjarskiptafélag Svalbarðshrepps ehf.	Rekstur fastlínu fjarskiptanets/ <i>Operation of fixed electronic communications network</i>
Fjölnet ehf.	Talsíma-, gagnaflutningsþjónusta og fjarskiptanet/ <i>Voice telephony, data transmission and network</i>
Flóaljós	Rekstur fastlínu fjarskiptanets/ <i>Operation of fixed electronic communication network</i>
Gagnaveita Helgafellssveitar ehf.	Rekstur fastlínu fjarskiptanets/ <i>Operation of fixed electronic communication network</i>
Gagnaveita Hornafjarðar ehf.	Fjarskiptanet/ <i>Electronic communication networks</i>
Gagnaveita Reykjavíkur ehf.	Gagnaflutningsnet og –þjónusta/ <i>Data transmission and service</i>
Gagnaveita Suðurlands ehf.	Gagnaflutningsþjónusta/ <i>Data transmission service</i>
Gagnaveitan ehf.	Fjarskiptaþjónusta/ <i>Electronic communication services</i>
GlobalCall ehf.	Talsímaþjónusta/ <i>Voice telephony</i>
Globalstar Europe Satellite Services Ltd.	Gervihnattaþjónusta/ <i>Satellite services</i>
Halló ehf.	Upplýsingaþjónusta um símanúmer/ <i>Directory enquiry service</i>
Hátíðni hf.	Talsíma-, gagnaflutningsþjónusta og fjarskiptanet/

	<i>Voice telephony, data transmission and network</i>
Hitaveita Drangsness	Rekstur fastlínu fjarskiptanets/ <i>Operation of fixed electronic communication network</i>
Hitaveita Egilsstaða/Fella ehf.	Rekstur fastlínu- og þráðlaus fjarskiptanets, gagnaflutningsþjónusta um þráðlaus og fastanet og hljóðvarps og/eða sjónvarpsdreifing/ <i>Operation of fixed and wireless electronic communication networks, data transmission via fixed and wireless electronic communications networks and transmission of radio and television signals</i>
Hitaveita Tálknafjarðarhrepps	Gagnaflutningsþjónusta um fastanet/ <i>Data transmission network</i>
Hljóðsmárin ehf.	Hljóðvarps- og/eða sjónvarpsdreifing/ <i>Transmission of radio and television signals</i>
Hópkaup ehf.	Upplýsingaþjónusta um símanúmer/ <i>Directory enquiry service</i>
Hótel Laki ehf.	Rekstur fastlínu fjarskiptanets/ <i>Operation of fixed electronic communication network</i>
Hrafshóll ehf.	Rekstur fastlínu fjarskiptanets/ <i>Operation of fixed electronic communication network</i>
Hringdu ehf.	Talsíma- og gagnaflutningsþjónusta/ <i>Voice telephony and data transmission service</i>
Hringiðan ehf./Vortex Inc.	Talsíma-, gagnaflutningsþjónusta og fjarskiptanet/ <i>Voice telephony, data transmission and network</i>
Hrunaljós	Rekstur fastlínu fjarskiptanets/ <i>Operation of fixed electronic communications network</i>
Húnanet ehf.	Rekstur fastlínu fjarskiptanets/ <i>Operation of fixed electronic communications network</i>
Hvalfjarðarsveit	Fjarskiptanet/ <i>Electronic communication networks</i>
Icelandair ehf.	Fjarskiptanet/Network
IMC Ísland ehf.	DCS 1800 farsímaþjónusta/ <i>Mobile DSC 1800</i>
Internet á Íslandi hf.	Fjarskiptanet, talsíma- og gagnaflutningsþjónusta/ <i>Network, voice telephony and data transmission</i>
Isavia ehf.	Talþjónusta við flugvélar og rekstur fastlínu fjarskiptakerfis/ <i>Voice transmission service for aircrafts and operation of fixed electronic communication network</i>
Isavia ANS ehf.	Rekstur fastlínu fjarskiptanets/ <i>Operation of fixed electronic communication network</i>
Já hf.	Útgáfa síma- og vistfangaskrár. Upplýsingaþjónusta um símanúmer/ <i>Publication of directories, directory enquiry service</i>
Kukl ehf.	Talsíma-, gagnaflutningsþjónusta og fjarskiptanet/ <i>Voice telephony, data transmission and network</i>
Landhelgisgæsla Íslands	Rekstur og útleiga NATO ljósleiðarastrengs/ <i>Management and lease of NATO's optical fibre network</i>
Leaf Space s.r.l.	Gagnaflutningsþjónusta um gervitungl/ <i>Satellite internet services</i>

Leiðarljós ehf.	Rekstur fastlínu fjarskiptanets/ <i>Operation of fixed electronic communications network</i>
Lindin, kristið útvarp	Hljóðvarps- og/eða sjónvarpsdreifing/ <i>Transmission of radio and television signals</i>
LÍF í Mýrdal ehf.	Rekstur fastlínu fjarskiptanets/ <i>Fixed data transmission network</i>
Ljós og gagnaleiðari ehf.	Gagnaflutningsnet/ <i>Data transmission network</i>
Ljósfesti ehf.	Rekstur fastlínu fjarskiptanets/ <i>Operation of fixed electronic communication network</i>
Ljósleiðari Borgarbyggðar	Rekstur fastlínu fjarskiptanets/ <i>Operation of fixed electronic communication network</i>
Ljóspunktur ehf.	Rekstur fastlínu fjarskiptanets/ <i>Operation of fixed electronic communication network</i>
Loki Telecom ehf.	Rekstur fastlínu- og þráðlauss fjarskiptanets, gagnaflutningsþjónusta um þráðlaus og fastanet og hljóðvarps og/eða sjónvarpsdreifing <i>Operation of fixed and wireless electronic communication networks, data transmission via fixed and wireless electronic communications networks</i>
Lýsir ehf.	Rekstur þráðlauss fjarskiptanets/ <i>Operation of wireless electronic communication networks</i>
Magnavík ehf.	Gagnaflutningsþjónusta/ <i>Data transmission service</i>
Martölvan ehf.	Talsíma, gagnaflutningsþjónusta og fjarskiptanet/ <i>Voice telephony, data transmission and network</i>
Míla ehf.	Fjarskiptanet/ <i>Network</i>
Mobiweb Telecom Limited	Farsímaþjónusta/ <i>Mobile service</i>
Nepal hugbúnaður	Gagnaflutningsþjónusta og þráðlaust fjarskiptanet/ <i>Data transmission service and wireless data transmission</i>
Netvarp og Sport ehf.	Hljóðvarps- og/eða sjónvarpsdreifing/ <i>Transmission of radio and/or television signals</i>
Netvöktun ehf.	Talsímaþjónusta, rekstur fastlínu og þráðlauss fjarskiptanets og gagnaflutningsþjónusta um fasta- og þráðlaus net/ <i>Voice telephony, operation of fixed and wireless electronic communications networks and fixed and wireless data transmission service</i>
Neyðarlínan hf.	Talsímaþjónusta/neyðarsímsvörun/ <i>Voice telephony - emergency service</i>
Nordic Networks ehf.	Sæstrengur og gagnaflutningsþjónusta/ <i>Submarine cable and data transmission service</i>
Nova ehf.	Talsíma- og gagnaflutningsþjónusta/ <i>Voice telephony and data transmission</i>
OnAir S.A.R.L.	Farsímaþjónusta um borð í flugvélum (MCA)/ <i>Mobile communication services on aircraft (MCA)</i>
OneWeb communications s.a.r.l.	Gagnaflutningsþjónusta um gervitungl/ <i>Satellite internet services</i>
Opin kerfi ehf.	Gagnaflutningsþjónusta/

	<i>Data transmission service</i>
Origo hf.	Gagnaflutningsþjónusta/ <i>Data transmission service</i>
Orkufjarskipti hf.	Fjarskiptanet/ <i>Electronic communication network</i>
Parking plus ehf.	Talsímaþjónusta og fjarskiptanet/ <i>Voice telephony and network</i>
Premis ehf.	Tal- og farsímaþjónusta, rekstur þráðlaus og fastlínu fjarskiptanets og gagnaflutningsþjónusta um fastanet og þráðlaus net/ <i>Voice telephony and mobile services, operation of fixed and wireless electronic communication networks and fixed and wireless data transmission services</i>
Protektion ehf.	Rekstur fastlínu fjarskiptanets/ <i>Operation of fixed electronic communication network</i>
Rafey ehf.	Rekstur fastlínu fjarskiptanets/ <i>Operation of wireless electronic communication network</i>
Rangárljós	Rekstur fastlínu fjarskiptanets/ <i>Operation of fixed electronic communication network</i>
Refinitiv Norge A/S	Gagnaflutningsþjónusta um fastanet/ <i>Fixed line network data transmission</i>
Ríkisútvarpið ohf.	Fjarskiptaþjónusta: Hljóðvarp og sjónvarp/ <i>Transmission of radio and television signals</i>
Sensa ehf.	Gagnaflutningsþjónusta um fastanet/ <i>Data transmission service via fixed electronic communication network</i>
Síminn hf.	Talsímaþjónusta, GSM, gagnaflutningsnet o.fl./ <i>Voice telephony, mobile, data transmission and network</i>
Sjónvarpsmiðstöðin ehf.	Gagnaflutningsþjónusta/ <i>Data transmission service</i>
Snerpa ehf.	Fjarskiptanet/ tal- og gagnaflutningsþjónusta/ <i>Network, voice telephony and data transmission</i>
Splitti ehf.	Talsíma- og farsímaþjónusta, gagnaflutningsþjónusta um fastanet og þráðlaus net og upplýsingaþjónusta um símanúmer/ <i>Voice telephony, mobile, fixed and wireless data transmission and directory enquiry services</i>
Starlink Internet services Limited	Gagnaflutningsþjónusta um gervitungl/ <i>Satellite internet services</i>
Studio Norn ehf.	Hljóðvarps- og/eða sjónvarpsdreifing/ <i>Transmission of radio and television signals</i>
Stöð 5 ehf.	Talsíma- og farsímaþjónusta/ <i>Voice and mobile telephony</i>
Sumarsól ehf.	Upplýsingaþjónusta um símanúmer/ <i>Directory enquiry service</i>
Swarm Technologies Inc.	Gervihnattaþjónusta fyrir IoT og M2M tæki/ <i>Narrow-band Satellite Connectivity for IoT and M2M devices</i>
Sýn hf.	Talsímaþjónusta, farsímaþjónusta, gagnaflutningsþjónusta og fjarskiptanet/ <i>Voice telephony, mobile, data transmission and network</i>

Tech Support á Íslandi ehf.	Talsímaþjónusta, gagnaflutningsþjónusta um fastanet og þráðlaus net/ <i>Voice telephony and fixed and wireless data transmission services</i>
TELE Greenland A/S	Sæstrengur/ <i>Submarine cable</i>
Tengir ehf.	Ljósleiðaranet/ <i>Fiber optical network</i>
Tismi BV	Tal- og farsímaþjónusta/ <i>Voice and mobile telephony</i>
TRS ehf.	Gagnaflutningsþjónusta/ <i>Data transmission service</i>
Truphone Limited	Farsímaþjónusta og gagnaflutningsþjónusta um þráðlaus net/ <i>Mobile telephony and data transmission via wireless electronic communications networks</i>
TSC ehf.	Talsíma-, gagnaflutningsþjónusta og fjarskiptanet/ <i>Voice telephony, data transmission and network</i>
Twilio Ireland Limited	Talsíma- og farsímaþjónusta, rekstur fastlínu- og þráðlauss fjarskiptanets og gagna-flutningsþjónusta um um fastanet og þráðlaus net/ <i>Voice telephony and mobile services, operation of fixed and wireless electronic communication networks and fixed and wireless data transmission services</i>
Tölvun ehf.	Gagnaflutningsnet og –þjónusta/ <i>Data transmission and service</i>
Tölvuþjónustan ehf.	Gagnaflutningsþjónusta um fastanet/ <i>Data transmission and service</i>
Vengo ehf.	Gagnaflutningsþjónusta um fastanet/ <i>Fixed data transmission service</i>
Verne Global hf.	Gagnaflutningsþjónusta um fastanet/ <i>Fixed data transmission service</i>
Yellow Mobile B.V.	Talsíma- og farsímaþjónusta, rekstur fastlínu- og þráðlauss fjarskiptanets og gagna-flutningsþjónusta um um fastanet og þráðlaus net/ <i>Voice and mobile telephony, operation of fixed and wireless electronic communication networks, data transmission via fixed and wireless electronic communications networks</i>
Zendesk International Limited	SMS og VoIP þjónusta í gegnum ský/ <i>SMS and VoIP services using software via the cloud</i>
Þekking - Tristan hf.	Gagnaflutningsnet og –þjónusta/ <i>Data transmission and service</i>
Þorvaldur Stefánsson	Skipaþjónustugagna- flutningur/ <i>Maritime mobile</i>
Örugg afritun ehf.	Gagnaflutningsþjónusta um fastanet/ <i>Fixed data transmission service</i>
Öryggisfjarskipti ehf.	Fjarskiptaþjónusta og fjarskiptanet/TETRA/ <i>Telecommunication service and network / TETRA</i>