

ÚTGÁFUNÚMER: FST(23)-02

Maí 2023

# TÖLFRÆÐI UM ÍSLENSKA FJARSKIPTAMARKAÐINN

## ALLT ÁRIÐ 2022

STATISTICS ON THE ICELANDIC TELECOMMUNICATIONS MARKET

THE whole year 2022



# Fjaraskiptastofa



**ECOI**  
Electronic Communications  
Office of Iceland

## Efnisyfirlit - Table of Contents

Inngangur .....	3
Introduction .....	3
Helstu stærðir – Main indicators.....	4
Fastanet – Fixed network.....	5
Helstu stærðir á fastaneti / Main indicators in the fixed network.....	5
Áskrifendur með fastlínusíma / Subscribers with fixed network phone.....	6
Heildarfjöldi mínútna á fastaneti / Traffic in the fixed network .....	7
Fjöldi mínútna eftir fyrirtækjum / Traffic by companies.....	8
Símtöl til fastaneta / Calls to fixed networks .....	9
Símtöl til útlanda / Outgoing international calls .....	10
Símtöl til farsímaneta / Calls to mobile networks .....	11
Farsímanet – Mobile network.....	12
Helstu stærðir á farsímaneti / Main indicators in mobile networks .....	12
Heildarfjöldi áskrifta / Total subscriptions .....	13
Heildarfjöldi áskrifta með talþjónustu / Mobile voice subscriptions .....	14
Samningsbundnar áskriftir / Contract subscriptions.....	15
Fyrirframgreidd símakort / Pre-paid phone cards .....	16
Virk símakort á farsímaneti / Active phone cards on mobile networks .....	17
Númeraflutningur / Portings.....	18
Fjöldi mínútna úr farsímum / Minutes from mobile phones .....	19
Heildarfjöldi mínútna úr farsímum / Minutes from mobile phones .....	20
Fjöldi mínútna úr farsímum til fastaneta / Minutes to fixed networks.....	21
Fjöldi mínútna úr farsímum í farsíma / Minutes from mobile to mobile .....	22
Fjöldi mínútna úr farsímum til útlanda / Outgoing international calls .....	23
Fjöldi SMS og MMS / Number of SMS and MMS .....	24
Fjöldi áskrifta fyrir netið í símann / Voice and data subscriptions.....	25
Netþjónusta á farsímaneti / Data only subscriptions.....	26
Gagnamagn á farsímaneti / Data traffic on mobile networks.....	27
Gagnamagn á farsímaneti / Data traffic on mobile networks.....	28
Gagnamagn, netið í símann / Data traffic, voice and data.....	29
Gagnamagn, eingöngu gagnaáskrift / Data traffic, data only subscriptions .....	30
Internetið – Internet .....	31
Fjöldi internettenginga / Internet subscriptions .....	31

Internettengingar eftir fyrirtækjum / Internet connections by companies .....	32
Fjöldi xDSL internettenginga / xDSL subscriptions .....	33
Fjöldi ljósleiðara internettenginga / Fiber connections .....	34
Fjöldi xDSL og ljósleiðara internettenginga / xDSL and fiber connections .....	35
Fjöldi tenginga eftir niðurhalshraða / Internet downstream speeds .....	36
Fjöldi tenginga eftir upphalshraða / Internet upstream speeds .....	37
Gagnamagn á fastaneti / Fixed broadband, Data traffic .....	38
Gagnamagn á fastaneti, Niðurhal / Fixed broadband, Download .....	39
Gagnamagn á fastaneti, Upphal / Fixed broadband, Upload .....	40
Heildarfjöldi áskrifenda með IPTV / IPTV subscriptions .....	41
Velta og fjárfesting – Revenue and Investment .....	42
Heildartekjur eftir fjarskiptastarfsemi / Income from telecommunication .....	42
Fjárfestingar eftir fjarskiptastarfsemi / Investment in telecommunication .....	43
Skráð fyrirtæki – Registered Operators .....	44

## Inngangur

Fjarskiptastofa hefur um árabil gefið út skýrslur með tölfræðilegum upplýsingum um fjarskiptamarkaðinn á Íslandi. Hafa skýrslurnar verið unnar með sambærilegum hætti frá árinu 2006 upp úr upplýsingum frá fjarskiptafyrirtækjum. Frá árinu 2009 hafa þær verið gefnar út tvisvar á ári. Skýrslur fyrir fyrri helming hvers árs eru birtar á 4. ársfjórðungi og skýrslur fyrir heil ár eru birtar á fyrri hluta 2. ársfjórðungs.

Sú skýrsla sem hér birtist tekur til árana 2020-2022. Er henni skipt upp í kafla þar sem fyrst er horft á fastanetið, síðan farsímanetið, internetið og að síðustu veltu og fjárfestingu á fjarskiptamarkaði.

Á [vef](#) Fjarskiptastofu má nálgast allar tölfræðiskýrslur stofnunarinnar ásamt töflum og myndum í Excel skjölum.

## Introduction

The Electronic Communications Office of Iceland (ECOI) has published a statistics report on the telecommunications market in Iceland since 2006 and twice a year since 2009. The reports are based on statistical information gathered by the Administration from registered telecommunications undertakings in the country. The reports for the first half of the year are published in the last quarter of the year and the reports on the whole year in the beginning of the second quarter.

This report shows statistics for three whole years from 2020 through 2022, and is divided into sections dedicated to fixed-line networks, mobile networks, Internet, and turnover and investments in the electronic communications market.

All ECOI's statistics reports can be accessed on our [website](#) as well as the background data in Excel files.

## Helstu stærðir – Main indicators

Helstu stærðir <i>Main indicators</i>	2022	2021	Breyting % Change %
Fastlínusími / <i>Fixed network phone</i>	93.048	100.482	-7,4%
- Þar af VoIP sími / <i>There of VoIP phone</i>	80.106	79.046	1,3%
Fjöldi mín. úr fastlínusíma / <i>Traffic in the fixed network, (1.000)</i>	129.154	150.427	-14,1%
Heildarfjöldi farsímaáskrifta / <i>Total mobile subscriptions</i>	521.722	497.019	5,0%
Áskriftir með talþjónustu / <i>Mobile voice subscriptions</i>	456.864	437.270	4,5%
Gagnaáskrift eingöngu / <i>Data only subscriptions</i>	64.858	59.749	8,6%
Samningsbundnar áskriftir / <i>Contract subscriptions</i>	300.654	278.417	8,0%
Fyrirfram greidd símakort / <i>Pre-paid phone cards</i>	156.210	158.853	-1,7%
Fjöldi mín. úr farsíma / <i>Traffic in the mobile network, (1.000)</i>	1.144.012	1.136.661	0,6%
Send SMS / <i>SMS sent from mobile, (1.000)</i>	163.638	165.061	-0,9%
Send MMS / <i>MMS sent from mobile, (1.000)</i>	6.919	6.045	14,5%
Netið í símann / <i>Voice and data subscriptions</i>	405.528	382.701	6,0%
Netþjónusta á farsímaneti / <i>Data only subscriptions</i>	64.858	59.749	8,6%
Gagnamagn á farsímaneti / <i>Data traffic in mobile networks, (TB)</i>	126.571	102.511	23,5%
Gagnamagn, netið í símann / <i>Data traffic, voice and data, (TB)</i>	74.696	62.006	20,5%
Netþjónusta á farsímaneti / <i>Data traffic, only data, (TB)</i>	51.875	40.505	28,1%
Fjöldi internettenginga / <i>Number of internet subscriptions</i>	142.334	140.639	1,2%
Ljósleiðari / <i>Fiber</i>	116.726	107.294	8,8%
xDSL	25.254	32.322	-21,9%
Gagnamagn á fastaneti / <i>Fixed broadband, data traffic, (TB)</i>	762.125	678.335	12,4%
Gagnamagn á fastaneti, Niðurhal / <i>Fixed broadband, Download, (TB)</i>	683.606	598.208	14,3%
Gagnamagn á fastaneti, Upphal / <i>Fixed broadband, Upload, (TB)</i>	78.519	80.127	-2,0%
IP sjónvarp / <i>IP-TV</i>	79.968	84.798	-5,7%
Heildartekjur / <i>Total income from telecommunication</i>	73.885	72.388	2,1%
Fjárfesting / <i>Investment in the telecommunication</i>	10.323	8.420	22,6%

## Fastanet – Fixed network

Helstu stærðir á fastaneti / Main indicators in the fixed network

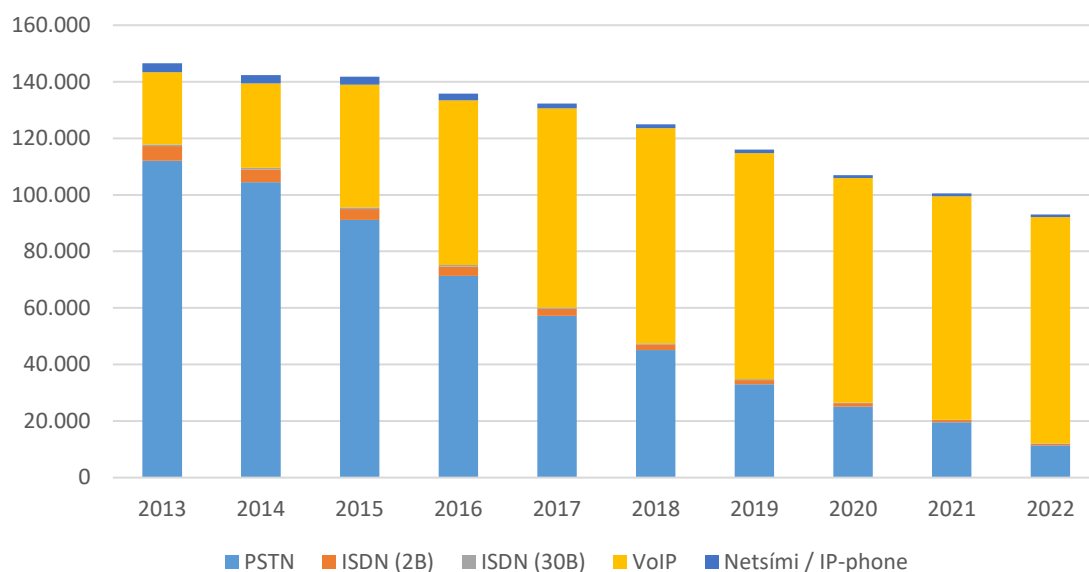
**Tafla 1. Helstu stærðir á fastaneti**

Table 1. Main indicators in the fixed network

	2020	2021	2022
PSTN aðgangslínur / PSTN subscribers lines	55.099	45.451	34.527
ISDN línur (2B) / ISDN (2B) subscribers lines	1.139	777	507
ISDN línur (30B) / ISDN (30B) subscribers lines	266	204	137
VoIP sími / VoIP phone	79.475	79.046	80.106
Netsími (49X-XXXX) / IP phone	1.029	958	865
( 1.000 mínútur / minutes)			
Símtöl úr fastlínusíma / Calls from fixed networks	181.632	150.427	129.154
Símtöl til fastaneta / Calls to fixed networks	109.621	87.110	74.562
Símtöl til útlanda / Outgoing international calls	3.823	2.992	2.791
Símtöl til farsímaneta / Calls to mobile networks	68.187	60.325	51.801

**Mynd 1. Heildarfjöldi áskrifenda með fastlínusíma**

Picture 1. Total subscribers with fixed network phone



## Fastanet – Fixed network

Áskrifendur með fastlínusíma / Subscribers with fixed network phone

**Tafla 2. Heildarfjöldi áskrifenda með fastlínusíma\***

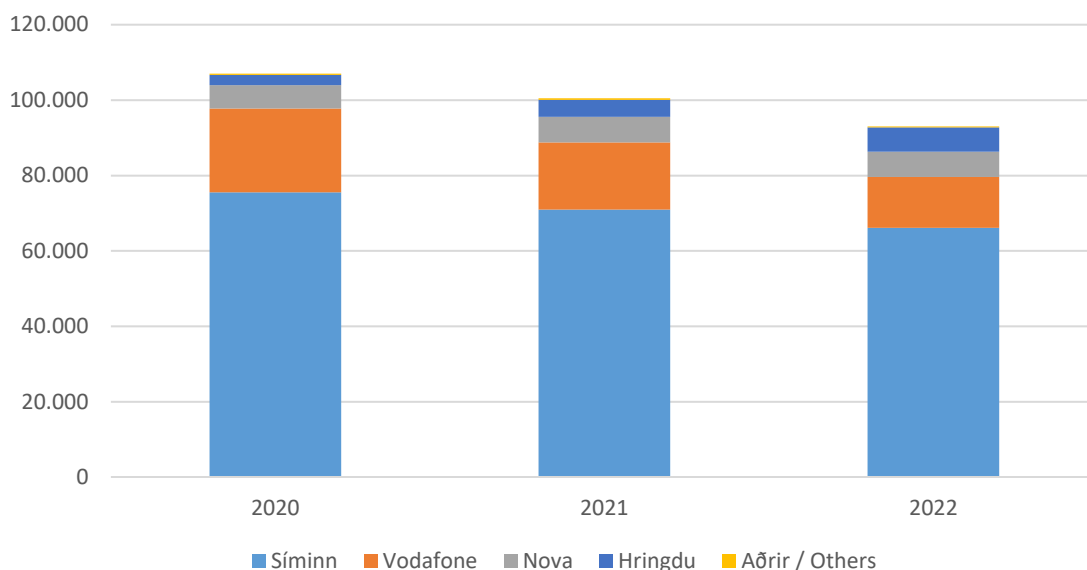
Table 2. Total subscribers with fixed network phone\*

Í lok árs / End of	Fjöldi Number			Markaðshlutdeild Market share		
	2020	2021	2022	2020	2021	2022
Samtals / Total	107.032	100.482	93.048	100,0%	100,0%	100,0%
- Heimili / Private	67.516	61.337	55.829	63,1%	61,0%	60,0%
- Fyrirtæki / Business	39.516	39.145	37.219	36,9%	39,0%	40,0%
- Síminn	75.581	70.952	66.101	70,6%	70,6%	71,0%
- Vodafone	22.240	17.844	13.527	20,8%	17,8%	14,5%
- Nova	6.131	6.773	6.660	5,7%	6,7%	7,2%
- Hringdu	2.755	4.506	6.484	2,6%	4,5%	7,0%
- Aðrir / Others	325	407	276	0,3%	0,4%	0,3%

\* PSTN, ISDN, VoIP og Netsími. \* PSTN, ISDN, VoIP and IP-telephone.

**Mynd 2. Heildarfjöldi áskrifenda eftir fyrirtækjum**

Picture 2. Total number of subscribers by companies



## Fastanet – Fixed network

Heildarfjöldi mínútna á fastaneti / Traffic in the fixed network

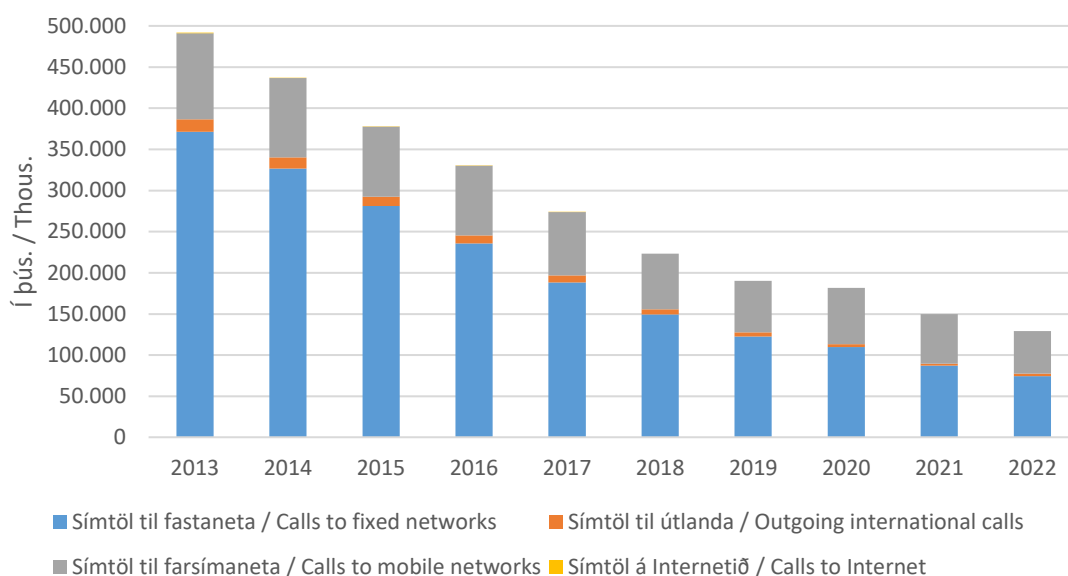
### Tafla 3. Heildarfjöldi mínútna á fastaneti

Table 3. Total traffic in the fixed network

	Fjöldi Number		
	2020	2021	2022
( 1.000 mínútur / minutes)			
Samtals / Total	181.632	150.427	129.154
- Símtöl til fastaneta / Calls to fixed networks	109.621	87.110	74.562
- Símtöl til útlanda / Outgoing international calls	3.823	2.992	2.791
- Símtöl til farsímaneta / Calls to mobile networks	68.187	60.325	51.801

### Mynd 3. Heildarfjöldi mínútna á fastaneti

Picture 3. Total traffic in the fixed network





## Fastanet – Fixed network

Fjöldi mínútna eftir fyrirtækjum / Traffic by companies

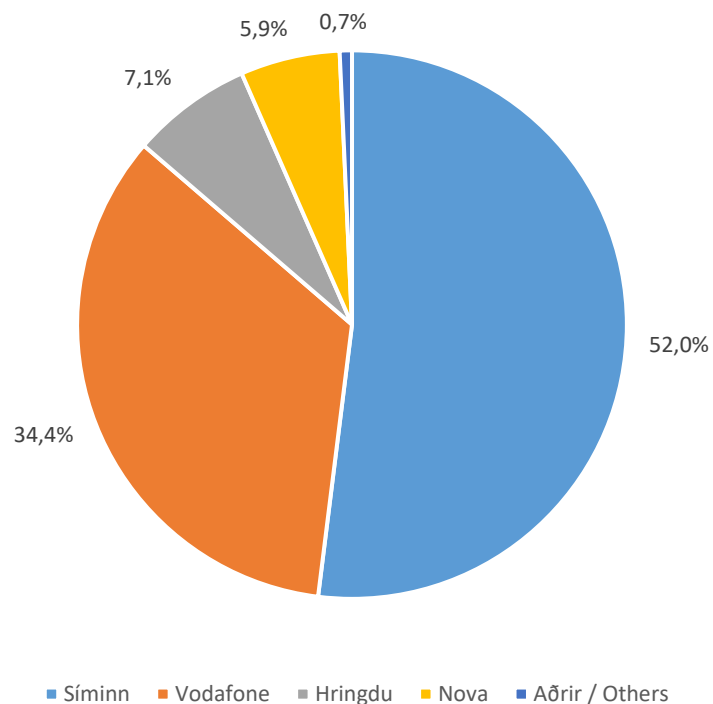
### Tafla 4. Heildarfjöldi mínútna á fastaneti

Table 4. Total traffic in the fixed network

	Fjöldi Number			Markaðshlutdeild Market share		
	2020	2021	2022	2020	2021	2022
( 1.000 mínútur / minutes)						
Samtals / Total	181.632	150.427	129.154	100,0%	100,0%	100,0%
- Heimili / Private	80.513	56.066	43.278	44,3%	37,3%	33,5%
- Fyrirtæki / Business	101.118	94.361	85.876	55,7%	62,7%	66,5%
- Síminn	108.670	84.795	67.126	59,8%	56,4%	52,0%
- Vodafone	53.902	46.723	44.366	29,7%	31,1%	34,4%
- Hringdu	9.247	9.717	9.169	5,1%	6,5%	7,1%
- Nova	8.654	8.015	7.565	4,8%	5,3%	5,9%
- Aðrir / Others	1.158	1.177	928	0,6%	0,8%	0,7%

### Mynd 4. Markaðshlutdeild skipt eftir fyrirtækjum

Picture 4. Market share by companies



## Fastanet – Fixed network

Símtöl til fastaneta / Calls to fixed networks

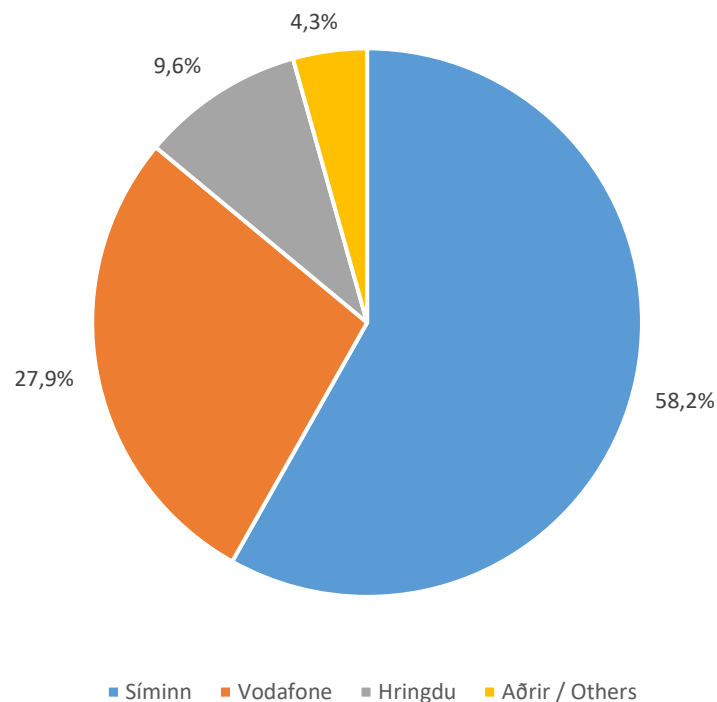
### Tafla 5. Símtöl til fastaneta

Table 5. Calls to fixed networks

	Fjöldi Number			Markaðshlutdeild Market share		
	2020	2021	2022	2020	2021	2022
( 1.000 mínútur / minutes)						
Samtals / Total	109.621	87.110	74.562	100,0%	100,0%	100,0%
- Heimili / Private	56.479	37.613	28.903	51,5%	43,2%	38,8%
- Fyrirtæki / Business	53.142	49.497	45.659	48,5%	56,8%	61,2%
- Síminn	70.202	53.771	43.372	64,0%	61,7%	58,2%
- Vodafone	28.282	22.179	20.782	25,8%	25,5%	27,9%
- Hringdu	7.028	7.458	7.166	6,4%	8,6%	9,6%
- Aðrir / Others	4.109	3.702	3.243	3,7%	4,2%	4,3%

### Mynd 5. Markaðshlutdeild skipt eftir fyrirtækjum

Picture 5. Market share by companies



## Fastanet – Fixed network

### Símtöl til útlanda / Outgoing international calls

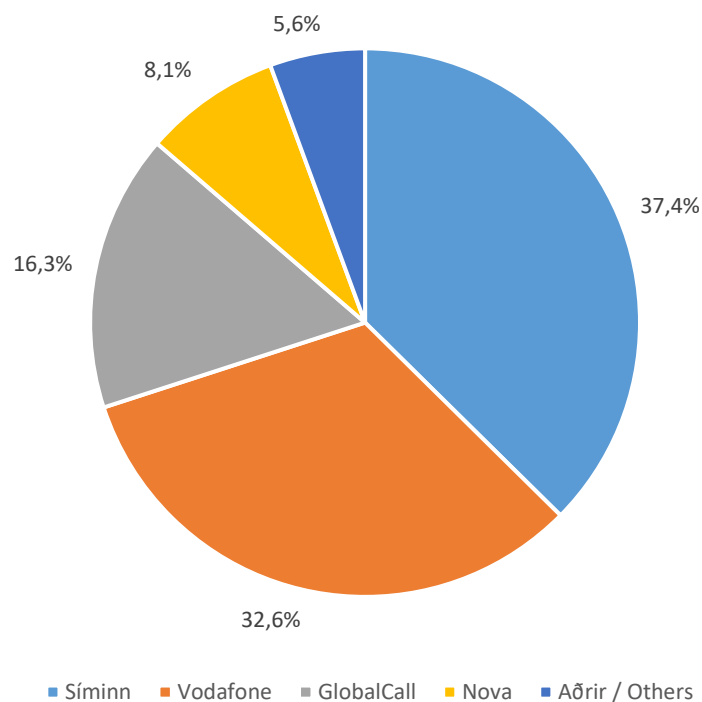
#### Tafla 6. Símtöl til útlanda

Table 6. Outgoing international calls

	Fjöldi Number			Markaðshlutdeild Market share		
	2020	2021	2022	2020	2021	2022
( 1.000 mínútur / minutes)						
Samtals / Total	3.823	2.992	2.791	100,0%	100,0%	100,0%
- Heimili / Private	2.547	1.849	1.374	66,6%	61,8%	49,2%
- Fyrirtæki / Business	1.277	1.142	1.417	33,4%	38,2%	50,8%
- Síminn	1.920	1.326	1.044	50,2%	44,3%	37,4%
- Vodafone	875	775	909	22,9%	25,9%	32,6%
- GlobalCall	756	572	456	19,8%	19,1%	16,3%
- Nova	148	180	225	3,9%	6,0%	8,1%
- Aðrir / Others	125	140	156	3,3%	4,7%	5,6%

#### Mynd 6. Markaðshlutdeild skipt eftir fyrirtækjum

Picture 6. Market share by companies



## Fastanet – Fixed network

Símtöl til farsímaneta / Calls to mobile networks

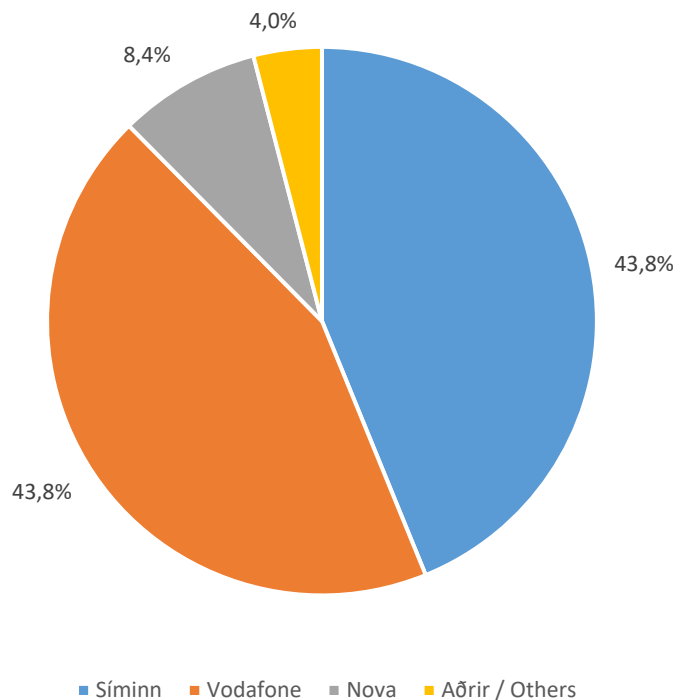
### Tafla 7. Símtöl til farsímaneta

Table 7. Calls to mobile networks

	Fjöldi Number			Markaðshlutdeild Market share		
	2020	2021	2022	2020	2021	2022
( 1.000 mínútur / minutes)						
Samtals / Total	68.187	60.325	51.801	100,0%	100,0%	100,0%
- Heimili / Private	21.488	16.603	13.001	31,5%	27,5%	25,1%
- Fyrirtæki / Business	46.699	43.721	38.800	68,5%	72,5%	74,9%
- Síminn	36.549	29.698	22.710	53,6%	49,2%	43,8%
- Vodafone	24.746	23.769	22.676	36,3%	39,4%	43,8%
- Nova	4.692	4.547	4.334	6,9%	7,5%	8,4%
- Aðrir / Others	2.201	2.310	2.082	3,2%	3,8%	4,0%

### Mynd 7. Markaðshlutdeild skipt eftir fyrirtækjum

Picture 7. Market share by companies



## Farsímanet – Mobile network

Helstu stærðir á farsímaneti / Main indicators in mobile networks

### Tafla 8. Helstu stærðir á farsímaneti

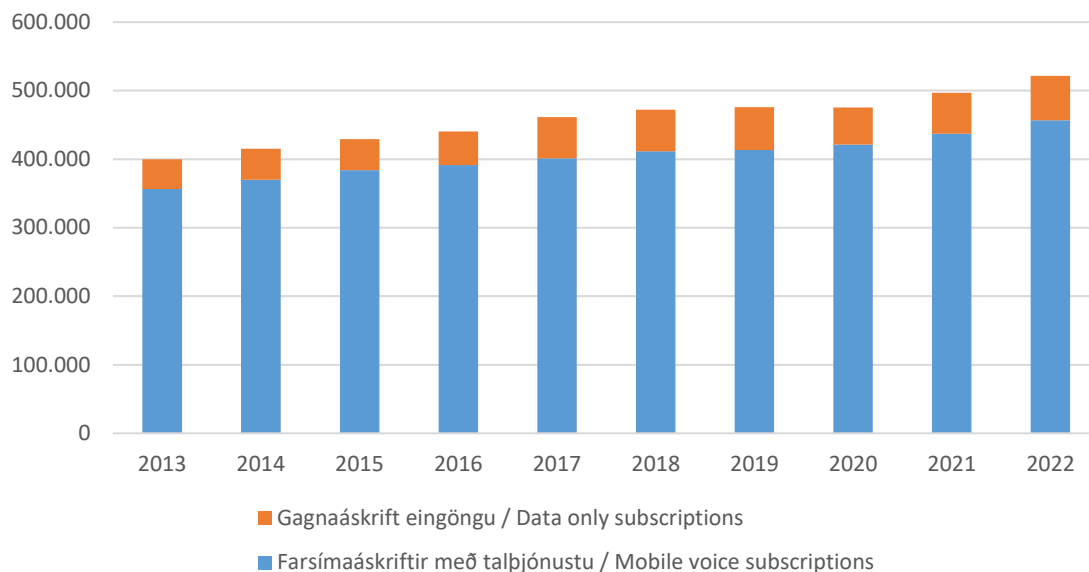
Table 8. Main indicators in mobile networks

	2020	2021	2022
Heildarfjöldi farsíma áskrifta / Total mobile subscriptions	475.539	497.019	521.722
Farsímaáskriftir með talþjónustu / Mobile voice	421.384	437.270	456.864
Gagnaáskrift eingöngu / Data only subscriptions	54.155	59.749	64.858
Fjöldi TÍT áskrifta / Number of M2M subscriptions	112.188	1.179.191	724.095
( 1.000 mínútur / minutes)			
Fjöldi mínútna úr farsímum / Total minutes from mobile	1.124.108	1.136.661	1.144.012
( 1.000 símtöl / calls)			
Fjöldi símtala úr farsímum / Total calls from mobile	340.711	347.811	360.187
(1.000 skilaboð / Messages)			
SMS skeyti send úr farsímum / SMS sent from mobile	157.990	165.061	163.638
MMS skeyti send úr farsímum / MMS sent from mobile	5.602	6.045	6.919

\*TÍT=Tæki í tæki / \*M2M=Machine to Machine

### Mynd 8. Heildarfjöldi farsímaáskrifta

Picture 8. Total mobile subscriptions



## Farsímanet - Mobile network

Heildarfjöldi áskrifta / Total subscriptions

### Tafla 9. Heildarfjöldi áskrifta\*

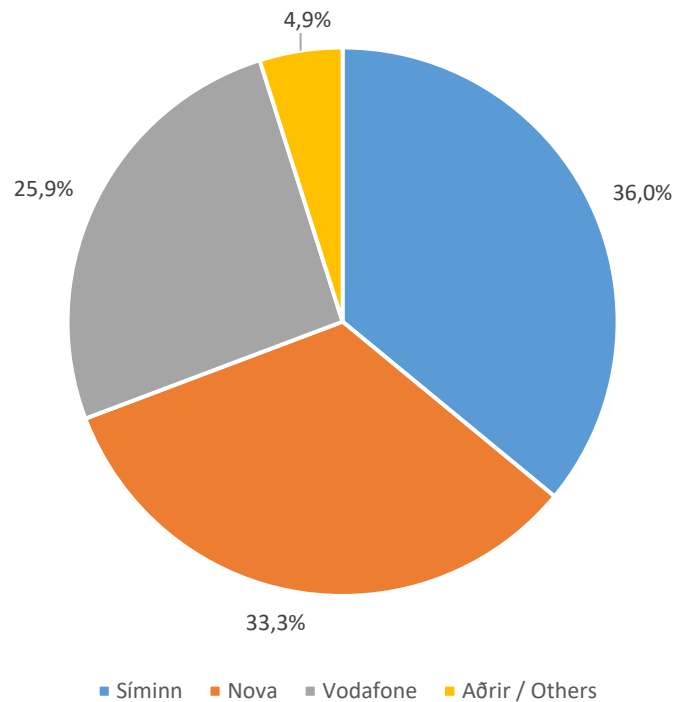
Table 9. Total subscriptions\*

Í lok árs / End of	Fjöldi áskrifta Total subscriptions			Markaðshlutdeild Market share		
	2020	2021	2022	2020	2021	2022
Samtals / Total	475.539	497.019	521.722	100,0%	100,0%	100,0%
- Síminn	173.788	182.729	187.785	36,5%	36,8%	36,0%
- Nova	156.242	162.624	173.516	32,9%	32,7%	33,3%
- Vodafone	127.138	130.075	134.987	26,7%	26,2%	25,9%
- Aðrir / Others	18.371	21.591	25.434	3,9%	4,3%	4,9%

\*Áskriftir fyrir tal og netþjónustu (netlyklar) á farneti. / \*Standard voice subscriptions and data only (PC-card).

### Mynd 9. Markaðshlutdeild skipt eftir fyrirtækjum

Picture 9. Market share by companies



## Farsímanet - Mobile network

Heildarfjöldi áskrifta með talþjónustu / Mobile voice subscriptions

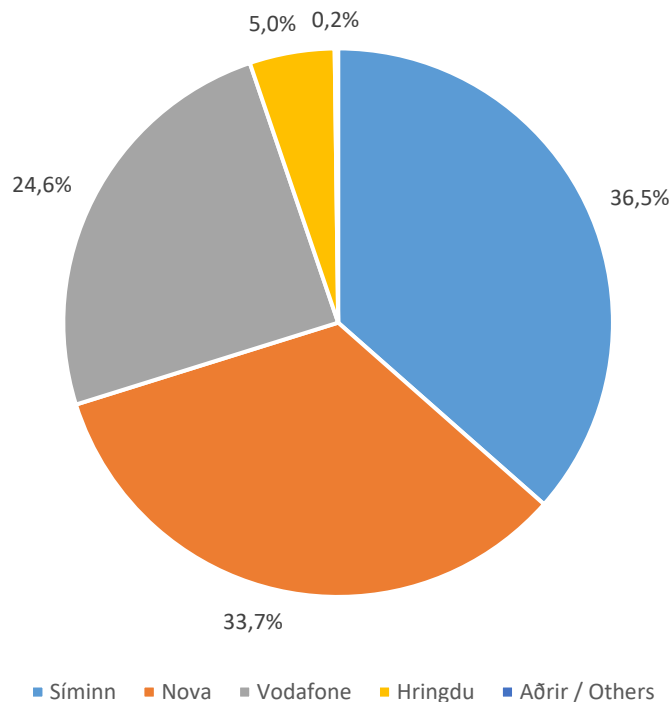
**Tafla 10. Fjöldi áskrifta með talþjónustu**

Table 10. Mobile voice subscriptions

Í lok árs / End of	Fjöldi áskrifta Total subscriptions			Markaðshlutdeild Market share		
	2020	2021	2022	2020	2021	2022
Samtals / Total	421.384	437.270	456.864	100,0%	100,0%	100,0%
- Síminn	155.910	159.964	166.835	37,0%	36,6%	36,5%
- Nova	142.445	145.786	153.758	33,8%	33,3%	33,7%
- Vodafone	105.091	111.036	112.472	24,9%	25,4%	24,6%
- Hringdu	17.224	19.698	22.868	4,1%	4,5%	5,0%
- Aðrir / Others	714	786	931	0,2%	0,2%	0,2%

**Mynd 10. Markaðshlutdeild skipt eftir fyrirtækjum**

Picture 10. Market share by companies



## Farsímanet - Mobile network

### Samningsbundnar áskriftir / Contract subscriptions

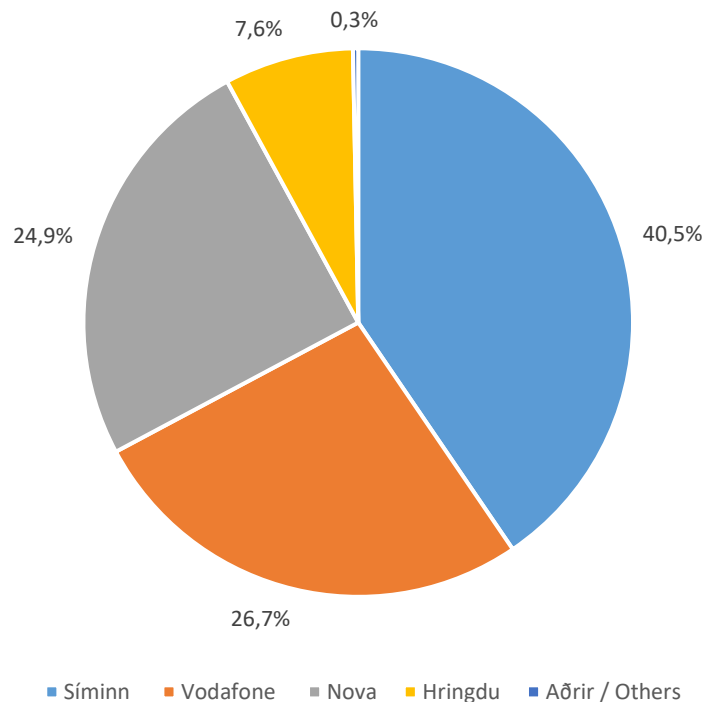
**Tafla 11. Samningsbundnar áskriftir**

Table 11. Contract subscriptions

Í lok árs / End of	Samningsbundnar áskriftir Contract subscriptions			Markaðshlutdeild Market share		
	2020	2021	2022	2020	2021	2022
Samtals / Total	261.118	278.417	300.654	100,0%	100,0%	100,0%
- Síminn	106.194	111.257	121.736	40,7%	40,0%	40,5%
- Vodafone	75.638	79.355	80.287	29,0%	28,5%	26,7%
- Nova	61.348	67.321	74.832	23,5%	24,2%	24,9%
- Hringdu	17.224	19.698	22.868	6,6%	7,1%	7,6%
- Aðrir / Others	714	786	931	0,3%	0,3%	0,3%

**Mynd 11. Markaðshlutdeild skipt eftir fyrirtækjum**

Picture 11. Market share by companies





## Farsímanet - Mobile network

Fyrirframgreidd símakort / Pre-paid phone cards

### Tafla 12. Fyrirframgreidd símakort\*

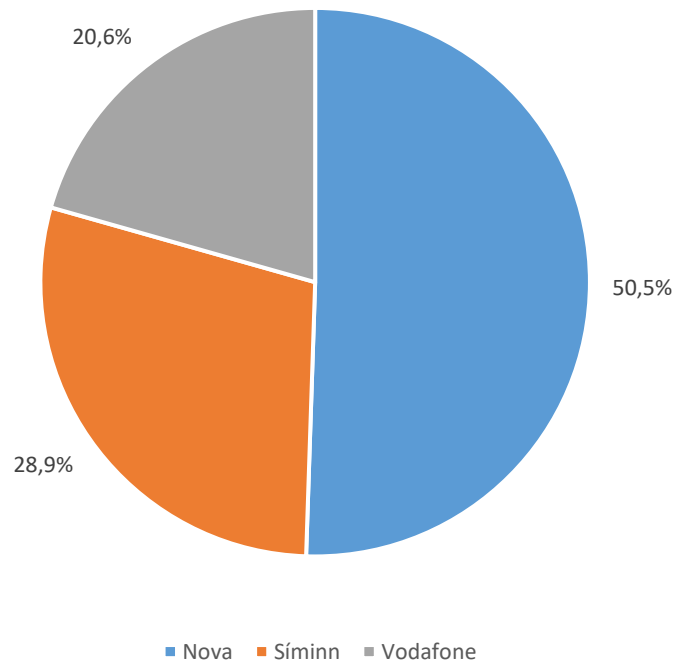
Table 12. Pre-paid phone cards\*

Í lok árs / End of	Fyrirframgreidd símakort Pre-paid phone cards			Markaðshlutdeild Market share		
	2020	2021	2022	2020	2021	2022
Samtals / Total	160.266	158.853	156.210	100,0%	100,0%	100,0%
- Nova	81.097	78.465	78.926	50,6%	49,4%	50,5%
- Síminn	49.716	48.707	45.099	31,0%	30,7%	28,9%
- Vodafone	29.453	31.681	32.185	18,4%	19,9%	20,6%

\*Virk síðustu 3 mánuði. / \*Active in the last 3 months.

### Mynd 12. Markaðshlutdeild skipt eftir fyrirtækjum

Picture 12. Market share by companies



## Farsímanet - Mobile network

Virk símakort á farsímaneti / Active phone cards on mobile networks

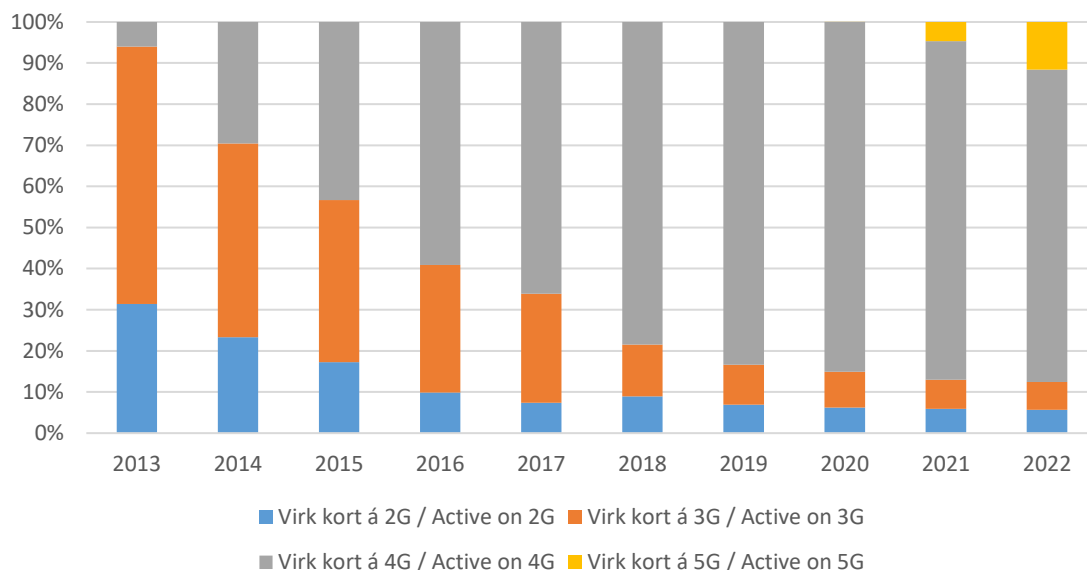
**Tafla 13. Fjöldi virkra símakorta á farsímaneti**

Table 13. Number of active phone cards on mobile networks

	Fjöldi virkra símakorta Active phone cards			Markaðshlutdeild Market share		
	2020	2021	2022	2020	2021	2022
Samtals / Total	475.539	497.019	521.722	100,0%	100,0%	100,0%
- Virk 2G / Active 2G	29.448	29.310	29.732	6,2%	5,9%	5,7%
- Virk 3G / Active 3G	41.594	35.229	35.041	8,7%	7,1%	6,7%
- Virk 4G / Active 4G	404.378	409.335	396.399	85,0%	82,4%	76,0%
- Virk 5G / Active 5G	119	23.145	60.550	0,0%	4,7%	11,6%

**Mynd 13. Hlutdeild skipt eftir tegund**

Picture 13. Share by type



## Farsímanet - Mobile network

### Númeraflutningur / Portings

**Tafla 14. Fjöldi númeraflutninga\***

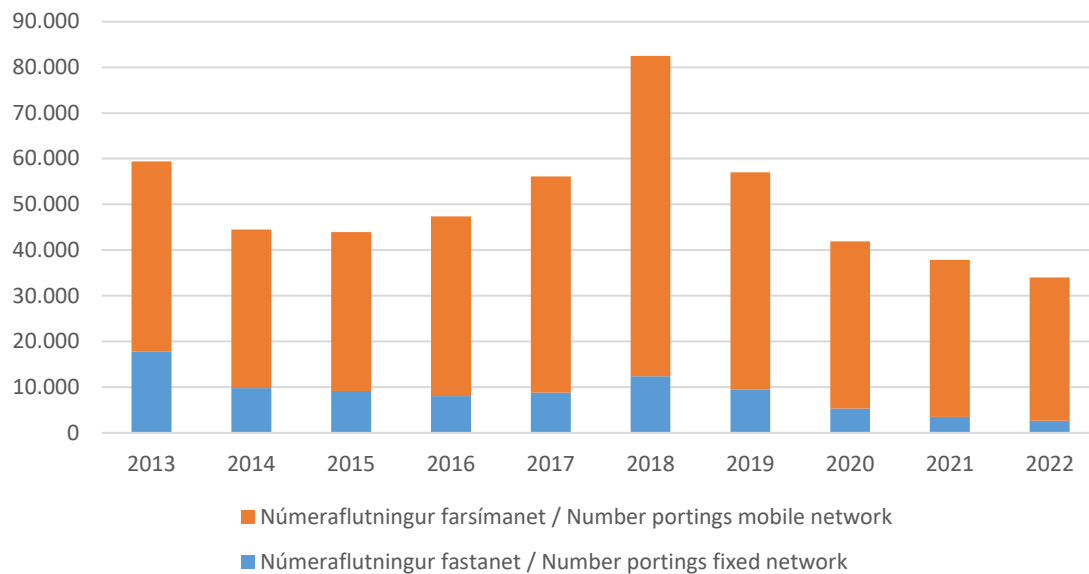
Table 14. Number of portings\*

	Fjöldi númeraflutninga Number of portings		
	2020	2021	2022
Samtals / Total	41.935	37.880	34.017
- Númeraflutningur fastanet / Portings fixed network	5.305	3.499	2.641
- Númeraflutningur farsímanet / Portings mobile network	36.630	34.381	31.376

\* Fráfarandi númer / \* Outbound portings.  
Heimild / Source: Hið íslenska númeraflutningsfélag ehf.

**Mynd 14. Fjöldi númeraflutninga**

Picture 14. Number of portings



## Farsímanet - Mobile network

Fjöldi mínútna úr farsímum / Minutes from mobile phones

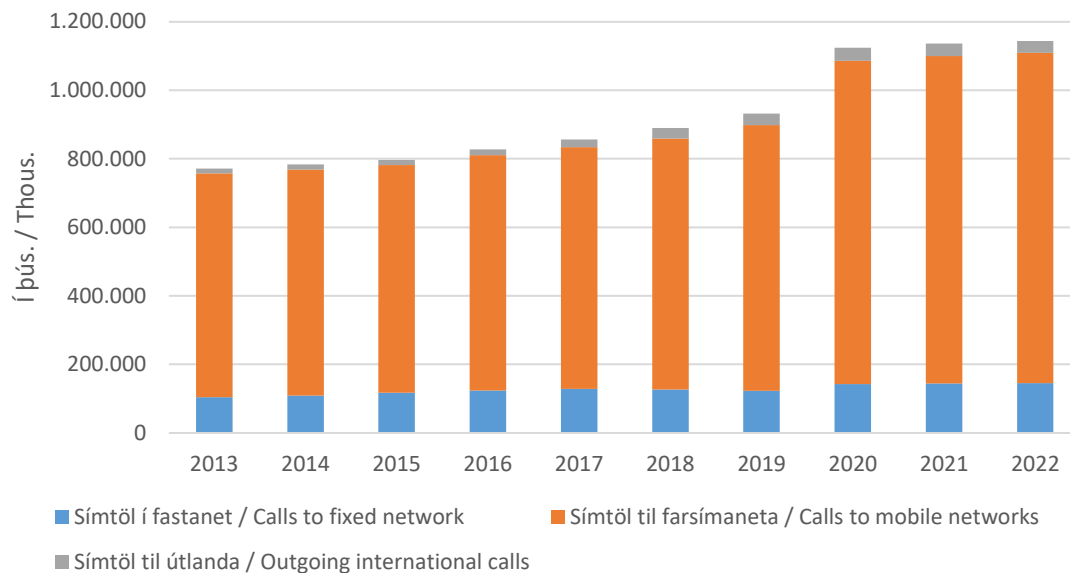
**Tafla 15. Heildarfjöldi mínútna úr farsímum**

Table 15. Total minutes from mobile phones

	Fjöldi Numbers		
	2020	2021	2022
( 1.000 mínútur / minutes)			
Samtals / Total	1.124.108	1.136.661	1.144.012
- Símtöl í fastanet / Calls to fixed network	142.529	144.372	145.191
- Símtöl til farsímaneta / Calls to mobile networks	943.787	955.673	964.310
- Símtöl til útlanda / Outgoing international calls	37.791	36.615	34.510

**Mynd 15. Heildarfjöldi mínútna úr farsímum**

Picture 15. Total minutes from mobile phones



## Farsímanet - Mobile network

Heildarfjöldi mínútna úr farsímum / Minutes from mobile phones

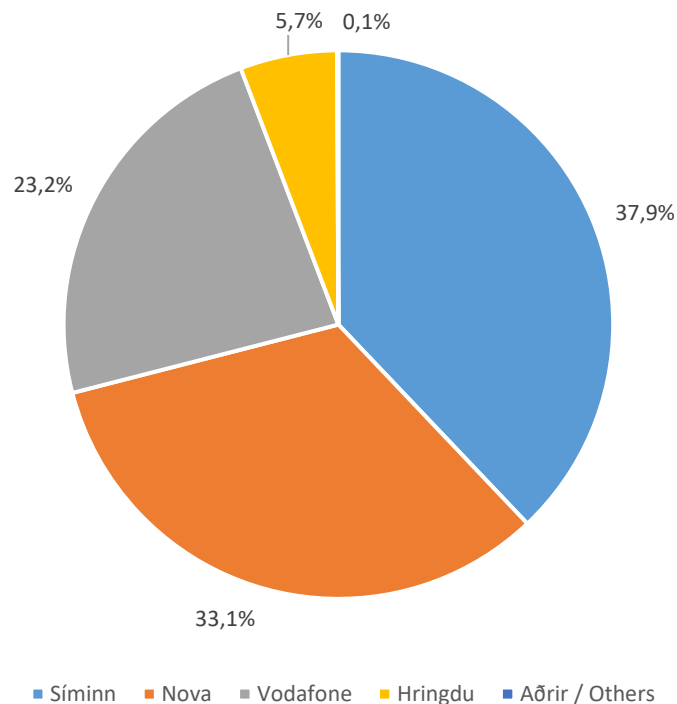
**Tafla 16. Heildarfjöldi mínútna úr farsímum**

Table 16. Total minutes from mobile phones

	Fjöldi Numbers			Markaðshlutdeild Market share		
	2020	2021	2022	2020	2021	2022
( 1.000 mínútur / minutes)						
Samtals / Total	1.124.108	1.136.661	1.144.012	100,0%	100,0%	100,0%
- Síminn	436.246	430.370	433.897	38,8%	37,9%	37,9%
- Nova	385.597	384.995	378.246	34,3%	33,9%	33,1%
- Vodafone	246.052	256.906	265.691	21,9%	22,6%	23,2%
- Hringdu	54.821	63.016	65.255	4,9%	5,5%	5,7%
- Aðrir / Others	1.391	1.373	922	0,1%	0,1%	0,1%

**Mynd 16. Markaðshlutdeild skipt eftir fyrirtækjum**

Picture 16. Market share by companies



## Farsímanet - Mobile network

Fjöldi mínútna úr farsímum til fastaneta / Minutes to fixed networks

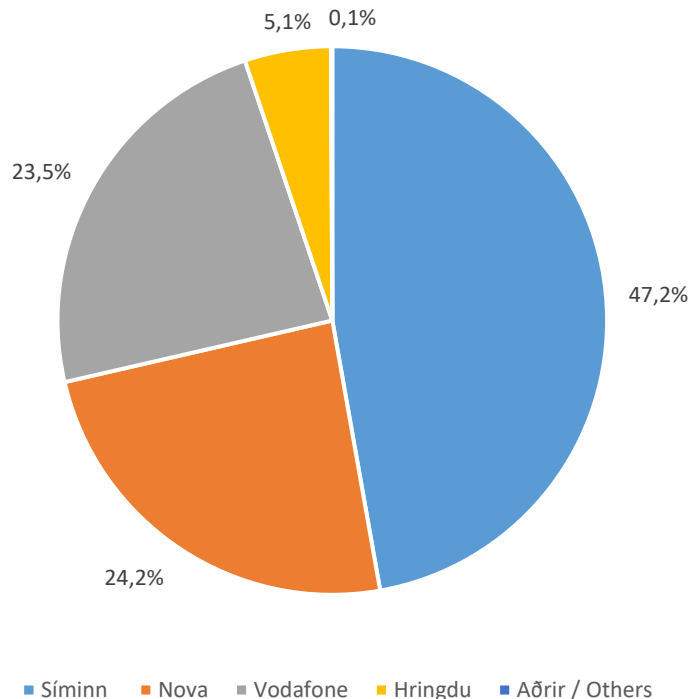
### Tafla 17. Fjöldi mínútna úr farsímum til fastanets

Table 17. Total minutes from mobile to fixed network

	Fjöldi Numbers			Markaðshlutdeild Market share		
	2020	2021	2022	2020	2021	2022
( 1.000 mínútur / minutes)						
Samtals / Total	142.529	144.372	145.191	100,0%	100,0%	100,0%
- Síminn	59.934	69.225	68.549	42,1%	47,9%	47,2%
- Nova	40.575	37.028	35.107	28,5%	25,6%	24,2%
- Vodafone	35.125	30.743	34.052	24,6%	21,3%	23,5%
- Hringdu	6.775	7.247	7.365	4,8%	5,0%	5,1%
- Aðrir / Others	120	129	118	0,1%	0,1%	0,1%

### Mynd 17. Markaðshlutdeild skipt eftir fyrirtækjum

Picture 17. Market share by companies



## Farsímanet - Mobile network

Fjöldi mínútna úr farsímum í farsíma / Minutes from mobile to mobile

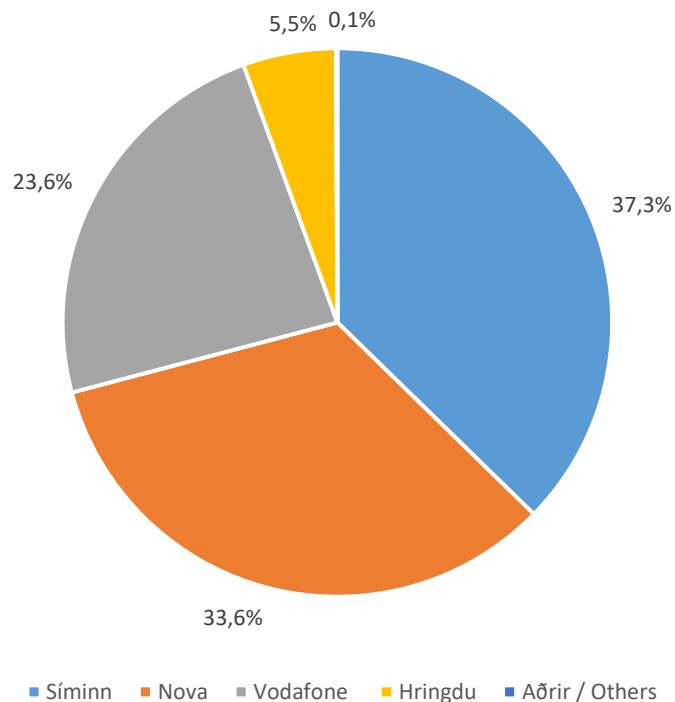
**Tafla 18. Fjöldi mínútna úr farsímum í farsíma**

Table 18. Total minutes from mobile to mobile

	Fjöldi Numbers			Markaðshlutdeild Market share		
	2020	2021	2022	2020	2021	2022
( 1.000 mínútur / minutes)						
Samtals / Total	943.787	955.673	964.310	100,0%	100,0%	100,0%
- Síminn	369.876	354.479	359.883	39,2%	37,1%	37,3%
- Nova	323.766	327.748	323.707	34,3%	34,3%	33,6%
- Vodafone	205.970	221.584	227.153	21,8%	23,2%	23,6%
- Hringdu	42.938	50.640	52.777	4,5%	5,3%	5,5%
- Aðrir / Others	1.236	1.222	790	0,1%	0,1%	0,1%

**Mynd 18. Markaðshlutdeild skipt eftir fyrirtækjum**

Picture 18. Market share by companies



## Farsímanet - Mobile network

Fjöldi mínútna úr farsímum til útlanda / Outgoing international calls

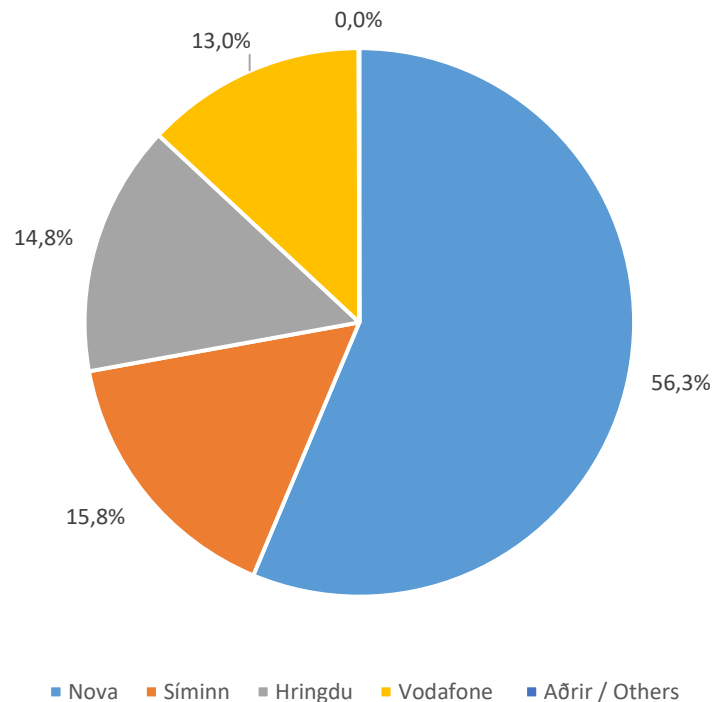
**Tafla 19. Fjöldi mínútna úr farsímum til útlanda**

Table 19. Total mobile outgoing international calls

	Fjöldi Numbers			Markaðshlutdeild Market share		
	2020	2021	2022	2020	2021	2022
( 1.000 mínútur / minutes)						
Samtals / Total	37.791	36.615	34.510	100,0%	100,0%	100,0%
- Nova	21.256	20.219	19.432	56,2%	55,2%	56,3%
- Síminn	6.436	6.667	5.465	17,0%	18,2%	15,8%
- Hringdu	5.108	5.129	5.113	13,5%	14,0%	14,8%
- Vodafone	4.957	4.579	4.486	13,1%	12,5%	13,0%
- Aðrir / Others	35	22	14	0,1%	0,1%	0,0%

**Mynd 19. Markaðshlutdeild skipt eftir fyrirtækjum**

Picture 19. Market share by companies





## Farsímanet - Mobile network

Fjöldi SMS og MMS / Number of SMS and MMS

**Tafla 20. Fjöldi SMS og MMS skilaboða eftir fyrirtækjum\***

Table 20. Total SMS and MMS messages by companies\*

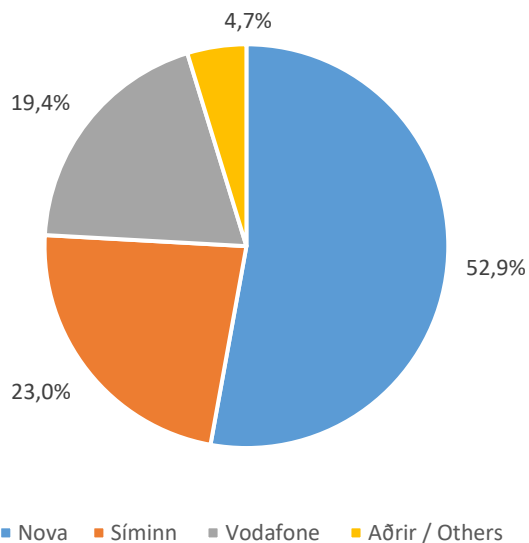
	SMS			Markaðshlutdeild Market share		
	2020	2021	2022	2020	2021	2022
(1.000 skilaboð / Messages)						
Samtals / Total	157.990	165.061	163.638	100,0%	100,0%	100,0%
- Nova	81.240	83.044	86.484	51,4%	50,3%	52,9%
- Síminn	42.487	43.622	37.677	26,9%	26,4%	23,0%
- Vodafone	28.307	30.845	31.735	17,9%	18,7%	19,4%
- Aðrir / Others	5.956	7.549	7.741	3,8%	4,6%	4,7%
MMS						
Samtals / Total	5.602	6.045	6.919	100,0%	100,0%	100,0%
- Nova	2.670	2.827	3.140	47,7%	46,8%	45,4%
- Síminn	1.338	1.422	1.676	23,9%	23,5%	24,2%
- Vodafone	1.319	1.412	1.651	23,6%	23,4%	23,9%
- Hringdu	274	384	446	4,9%	6,3%	6,4%
- Aðrir / Others	...	...	6	...	...	0,1%

\*Einungis sendingar innan farsímanetsins. / \*From mobile to mobile.

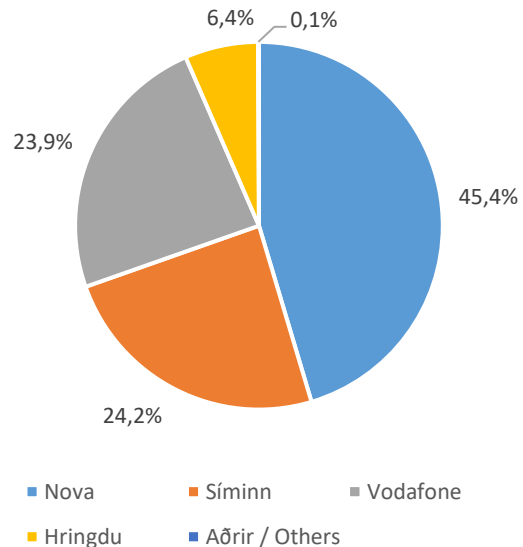
**Mynd 20. Markaðshlutdeild skipt eftir fyrirtækjum**

Picture 20. Market share by companies

SMS



MMS



## Farsímanet - Mobile network

Fjöldi áskrifta fyrir netið í símann / Voice and data subscriptions

### Tafla 21. Fjöldi áskrifta fyrir netið í farsímann\*

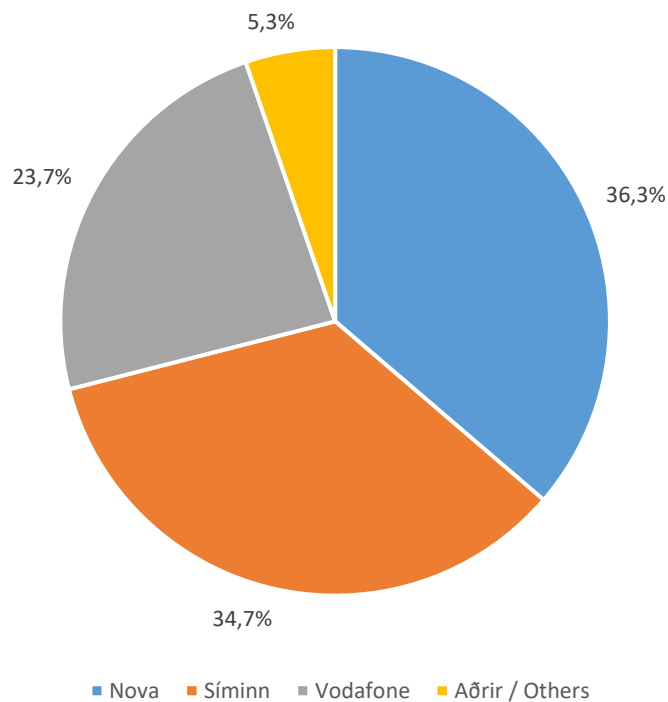
Table 21. Mobile broadband, number of voice and data subscriptions\*

Í lok árs / End of	Breiðbandstenging farsíma Mobile broadband			Markaðshlutdeild Market share		
	2020	2021	2022	2020	2021	2022
Samtals / Total	365.076	382.701	405.528	100,0%	100,0%	100,0%
- Nova	136.446	138.842	147.149	37,4%	36,3%	36,3%
- Síminn	130.023	135.156	140.831	35,6%	35,3%	34,7%
- Vodafone	82.678	90.797	96.129	22,6%	23,7%	23,7%
- Aðrir / Others	15.929	17.906	21.419	4,4%	4,7%	5,3%

\*Áskriftir sem hafa notað netið í símann. / \*Subscriptions which have used data traffic in addition to voice calls.

### Mynd 21. Markaðshlutdeild skipt eftir fyrirtækjum

Picture 21. Market share by companies



## Farsímanet - Mobile network

Netþjónusta á farsímaneti / Data only subscriptions

**Tafla 22. Fjöldi áskrifta fyrir netþjónustu á farsímaneti\***

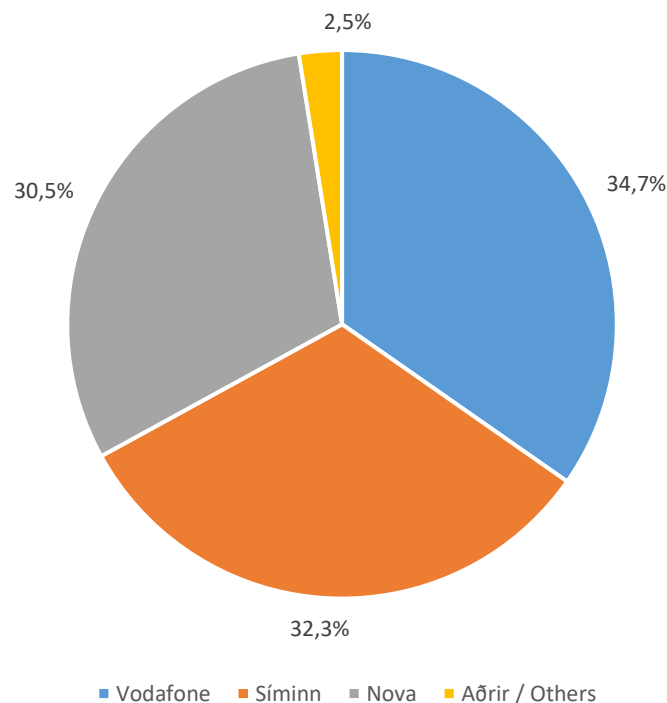
Table 22. Mobile broadband, number of data only subscriptions\*

Í lok árs / End of	Breiðbandstenging farsíma Mobile broadband			Markaðshlutdeild Market share		
	2020	2021	2022	2020	2021	2022
Samtals / Total	54.155	59.749	64.858	100,0%	100,0%	100,0%
- Vodafone	22.047	19.039	22.515	40,7%	31,9%	34,7%
- Síminn	17.878	22.765	20.950	33,0%	38,1%	32,3%
- Nova	13.797	16.838	19.758	25,5%	28,2%	30,5%
- Aðrir / Others	433	1.107	1.635	0,8%	1,9%	2,5%

\*Áskriftir sem heimila eingöngu gagnamagn. / \*Subscriptions with data only on mobile networks.

**Mynd 22. Markaðshlutdeild skipt eftir fyrirtækjum**

Picture 22. Market share by companies



## Farsímanet - Mobile network

Gagnamagn á farsímaneti / Data traffic on mobile networks

### Tafla 23. Gagnamagn á farsímaneti\*

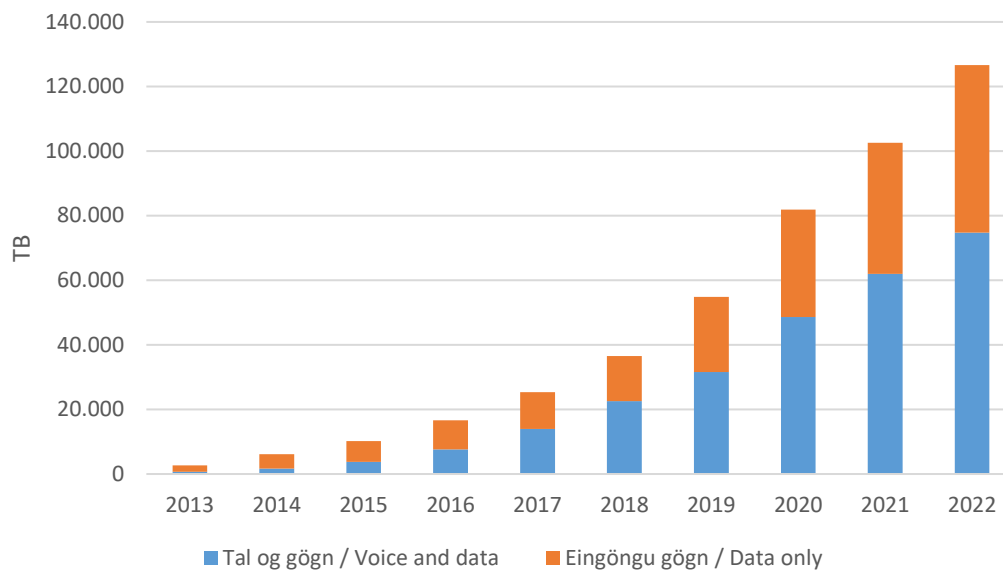
Table 23. Data traffic in mobile networks\*

Á ári / Per year	Farsímanet / gögn Mobile network / Data			Markaðshlutdeild Market share		
	2020	2021	2022	2020	2021	2022
TB						
Samtals / Total	81.904	102.511	126.571	100,0%	100,0%	100,0%
- Tal og gögn / Voice and data	48.590	62.006	74.696	59,3%	60,5%	59,0%
- Eingöngu gögn / Data only	33.314	40.505	51.875	40,7%	39,5%	41,0%

\*Gagnamagn fyrir netið í símann og netþjónustu á farneti. / \*Data traffic for standard mobile and data only.

### Mynd 23. Gagnamagn á farsímaneti

Picture 23. Data traffic on mobile networks



## Farsímanet - Mobile network

Gagnamagn á farsímaneti / Data traffic on mobile networks

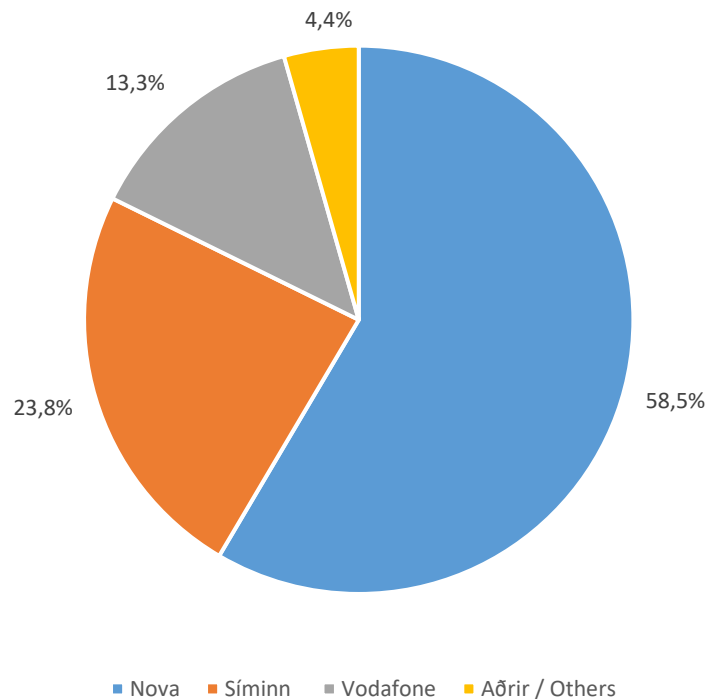
### Tafla 24. Gagnamagn á farsímaneti

Table 24. Data traffic on mobile networks

	Farsímanet / Gagnamagn Mobile network / Data traffic			Markaðshlutdeild Market share		
	2020	2021	2022	2020	2021	2022
TB						
Samtals / Total	81.904	102.511	126.571	100,0%	100,0%	100,0%
- Nova	51.350	61.825	74.026	62,7%	60,3%	58,5%
- Síminn	19.419	24.920	30.141	23,7%	24,3%	23,8%
- Vodafone	9.116	12.339	16.841	11,1%	12,0%	13,3%
- Aðrir / Others	2.019	3.426	5.563	2,5%	3,3%	4,4%

### Mynd 24. Markaðshlutdeild skipt eftir fyrirtækjum

Picture 24. Market share by companies



## Farsímanet - Mobile network

Gagnamagn, netið í símann / Data traffic, voice and data

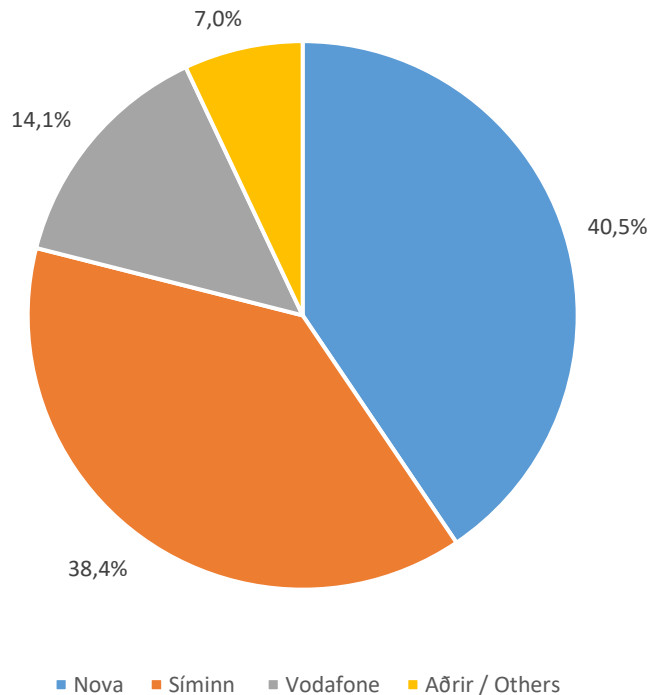
### Tafla 25. Gagnamagn, netið í farsímann

Table 25. Data traffic on mobile networks, voice and data

	Farsímanet / Tal og gögn Mobile network / Voice and data			Markaðshlutdeild Market share		
	2020	2021	2022	2020	2021	2022
TB						
Samtals / Total	48.590	62.006	74.696	100,0%	100,0%	100,0%
- Nova	23.365	27.007	30.288	48,1%	43,6%	40,5%
- Síminn	17.581	23.694	28.686	36,2%	38,2%	38,4%
- Vodafone	5.683	8.040	10.499	11,7%	13,0%	14,1%
- Aðrir / Others	1.961	3.265	5.222	4,0%	5,3%	7,0%

### Mynd 25. Markaðshlutdeild skipt eftir fyrirtækjum

Picture 25. Market share by companies



## Farsímanet - Mobile network

Gagnamagn, eingöngu gagnaáskrift / Data traffic, data only subscriptions

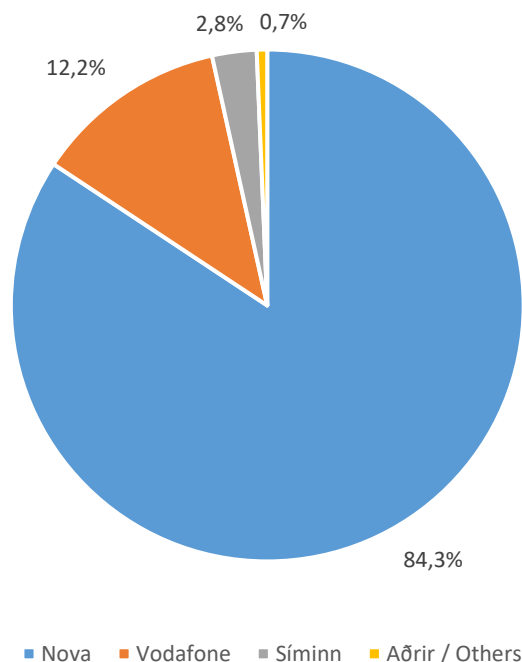
### Tafla 26. Gagnamagn, eingöngu gagnaáskrift

Table 26. Data traffic on mobile networks, data only subscriptions

	Farsímanet / Eingöngu gögn Mobile network / Data only			Markaðshlutdeild Market share		
	2020	2021	2022	2020	2021	2022
TB						
Samtals / Total	33.314	40.505	51.875	100,0%	100,0%	100,0%
- Nova	27.985	34.818	43.738	84,0%	86,0%	84,3%
- Vodafone	3.433	4.300	6.342	10,3%	10,6%	12,2%
- Síminn	1.838	1.226	1.454	5,5%	3,0%	2,8%
- Aðrir / Others	58	161	341	0,2%	0,4%	0,7%

### Mynd 26. Markaðshlutdeild skipt eftir fyrirtækjum

Picture 26. Market share by companies



## Internetið – Internet

Fjöldi internettinga / Internet subscriptions

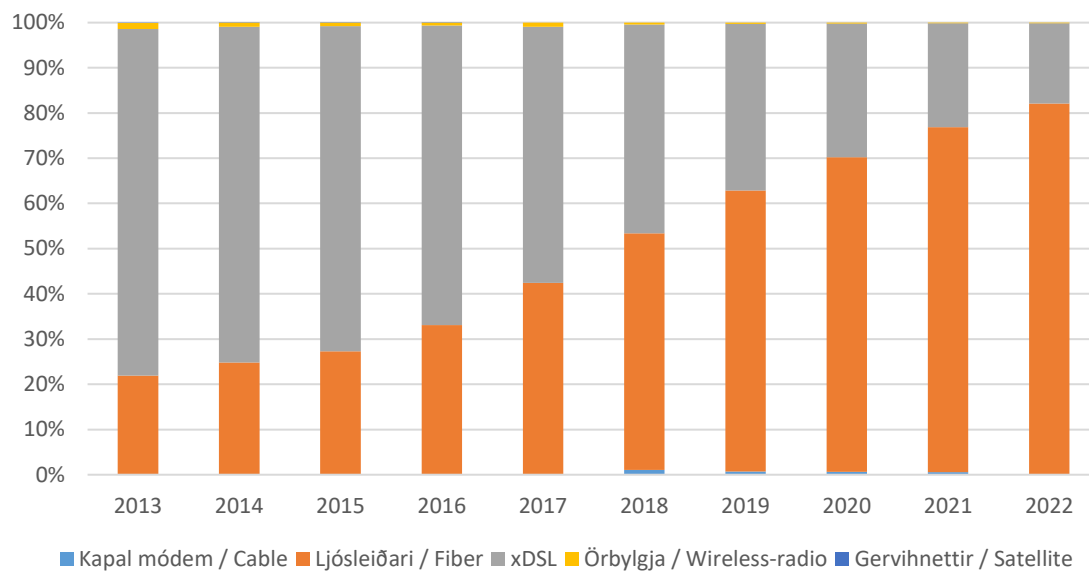
### Tafla 27. Fjöldi tenginga eftir tegund

Table 27. Total subscriptions by type

Í lok árs / End of	2020	2021	2022
Samtals / Total	139.768	140.639	142.334
- Kapal módem / Cable	888	776	110
- Ljósleiðari / Fiber	97.292	107.294	116.726
- xDSL	41.314	32.322	25.254
- Örbylgja / Wireless-radio	274	247	244

### Mynd 27. Hlutfall tenginga eftir tegund

Picture 27. Connection rate by type





## Internetið - Internet

Internettengingar eftir fyrirtækjum / Internet connections by companies

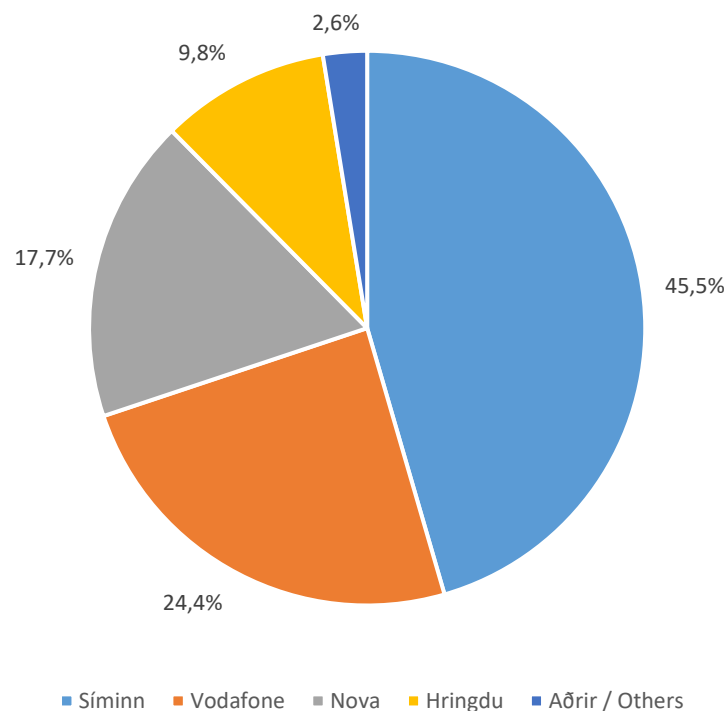
**Tafla 28. Fjöldi internettenginga eftir fyrirtækjum**

Table 28. Total subscriptions by companies

Í lok árs / End of	Fjöldi Number			Markaðshlutdeild Market share		
	2020	2021	2022	2020	2021	2022
Samtals / Total	139.768	140.639	142.334	100,0%	100,0%	100,0%
- Síminn	65.637	64.379	64.778	47,0%	45,8%	45,5%
- Vodafone	37.242	35.630	34.663	26,6%	25,3%	24,4%
- Nova	20.798	23.233	25.239	14,9%	16,5%	17,7%
- Hringdu	12.133	13.520	14.015	8,7%	9,6%	9,8%
- Aðrir / Others	3.958	3.877	3.639	2,8%	2,8%	2,6%

**Mynd 28. Markaðshlutdeild skipt eftir fyrirtækjum**

Picture 28. Market share by companies



## Internetið - Internet

Fjöldi xDSL internettenginga / xDSL subscriptions

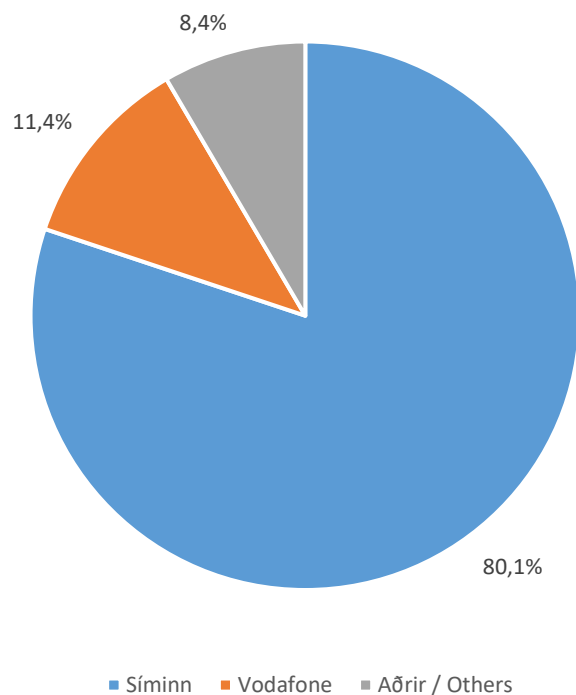
### Tafla 29. Fjöldi xDSL tenginga eftir fyrirtækjum

Table 29. Total xDSL subscriptions by companies

Í lok árs / End of	Fjöldi Number			Markaðshlutdeild Market share		
	2020	2021	2022	2020	2021	2022
Samtals / Total	41.314	32.322	25.254	100,0%	100,0%	100,0%
- Síminn	32.221	25.723	20.236	78,0%	79,6%	80,1%
- Vodafone	5.555	3.755	2.888	13,4%	11,6%	11,4%
- Aðrir / Others	3.538	2.844	2.130	8,6%	8,8%	8,4%

### Mynd 29. Markaðshlutdeild skipt eftir fyrirtækjum

Picture 29. Market share by companies



## Internetið - Internet

Fjöldi ljósleiðara internettenginga / Fiber connections

### Tafla 30. Fjöldi ljósleiðara internettenginga\*

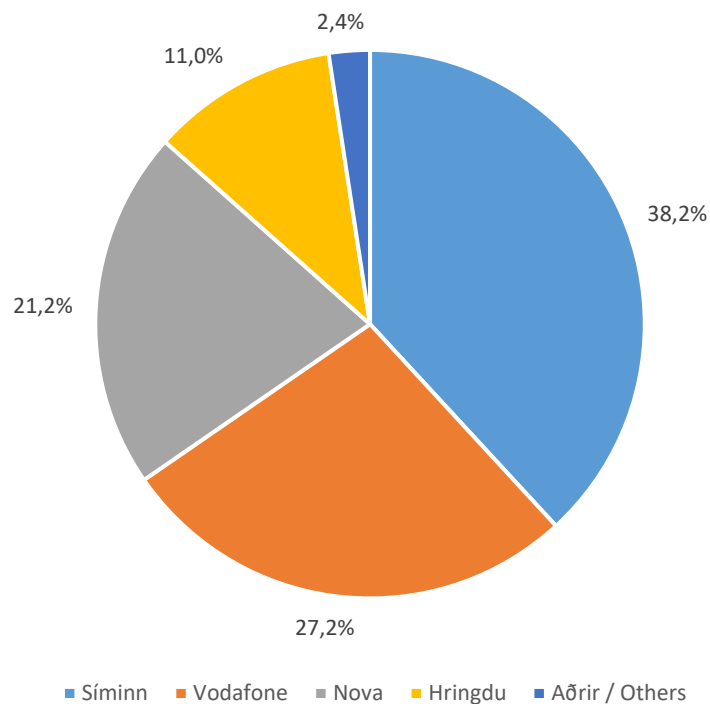
Table 30. Total fiber internet connections\*

Í lok árs / End of	Fjöldi Number			Markaðshlutdeild Market share		
	2020	2021	2022	2020	2021	2022
Samtals / Total	97.292	107.294	116.726	100,0%	100,0%	100,0%
- Síminn	33.416	38.656	44.542	34,3%	36,0%	38,2%
- Vodafone	31.687	31.875	31.775	32,6%	29,7%	27,2%
- Nova	19.943	22.624	24.754	20,5%	21,1%	21,2%
- Hringdu	10.215	11.988	12.836	10,5%	11,2%	11,0%
- Aðrir / Others	2.031	2.151	2.819	2,1%	2,0%	2,4%

\*Ljósleiðari að heimili eða byggingu. / \*Fiber to the home or building.

### Mynd 30. Markaðshlutdeild skipt eftir fyrirtækjum

Picture 30. Market share by companies



## Internetið - Internet

Fjöldi xDSL og ljósleiðara internettenginga / xDSL and fiber connections

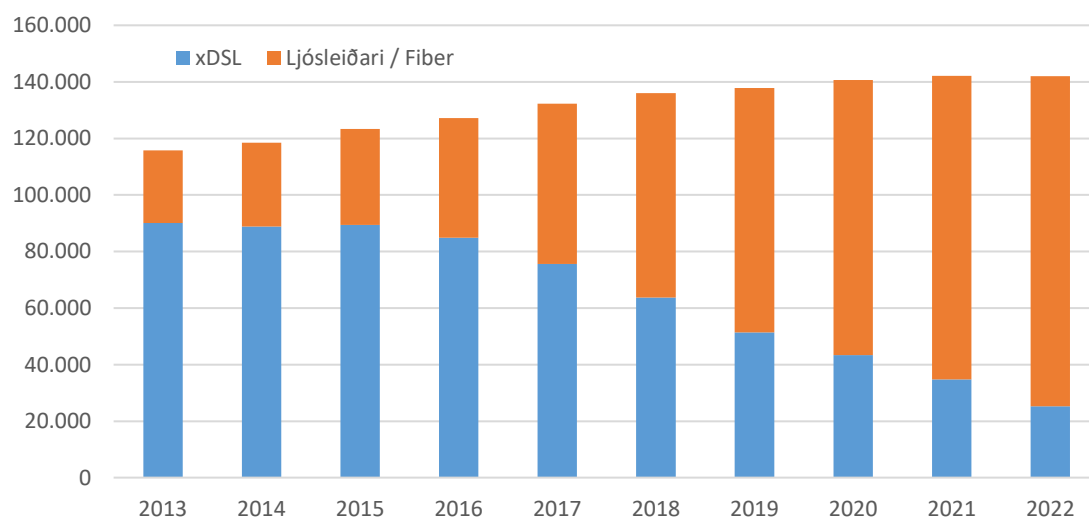
**Tafla 31. Fjöldi xDSL og ljósleiðara internettenginga**

Table 31. Total xDSL and fiber internet connections

	xDSL	Ljósleiðari / Fiber	Hlutfall ljósleiðari % Fiber ratio %
2010	95.448	11.563	10,8%
2011	92.745	17.265	15,7%
2012	89.123	22.521	20,2%
2013	90.090	25.736	22,2%
2014	88.799	29.692	25,1%
2015	89.453	33.962	27,5%
2016	84.846	42.352	33,3%
2017	75.631	56.649	42,8%
2018	63.743	72.253	53,1%
2019	51.356	86.520	62,8%
2020	41.314	97.292	70,2%
2021	32.322	107.294	76,8%
2022	25.254	116.726	82,2%

**Mynd 31. Fjöldi xDSL og ljósleiðara internettenginga**

Picture 31. Total xDSL and fiber internet connection



## Internetið - Internet

Fjöldi tenginga eftir niðurhalshraða / Internet downstream speeds

**Tafla 32. Fjöldi tenginga eftir niðurhalshraða\***

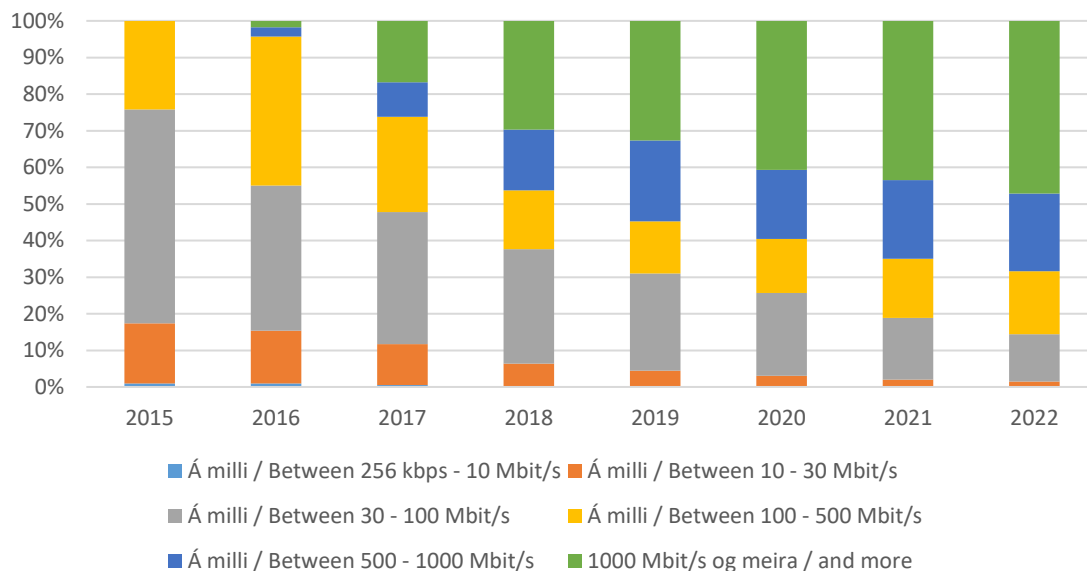
Table 32. Total subscriptions by downstream speeds\*

	Fjöldi Number			Markaðshlutdeild Market share		
	2020	2021	2022	2020	2021	2022
Samtals / Total	139.768	140.639	142.334	100,0%	100,0%	100,0%
- > 256 kbps - 10 Mbit/s	216	107	124	0,2%	0,1%	0,1%
- 10 - 30 Mbit/s	4.053	2.812	2.059	2,9%	2,0%	1,4%
- 30 - 100 Mbit/s	31.647	23.708	18.426	22,6%	16,9%	12,9%
- 100 - 500 Mbit/s	20.589	22.638	24.468	14,7%	16,1%	17,2%
- 500 - 1000 Mbit/s	26.461	30.233	30.138	18,9%	21,5%	21,2%
- > = 1000 Mbit/s	56.802	61.141	67.119	40,6%	43,5%	47,2%

\*Auglýstur hraði. / \*Advertised speed.

**Mynd 32. Hlutfall tenginga eftir niðurhalshraða tengingar**

Picture 32. Total subscriptions by downstream speeds



## Internetið - Internet

Fjöldi tenginga eftir upphalshraða / Internet upstream speeds

**Tafla 33. Fjöldi tenginga eftir upphalshraða\***

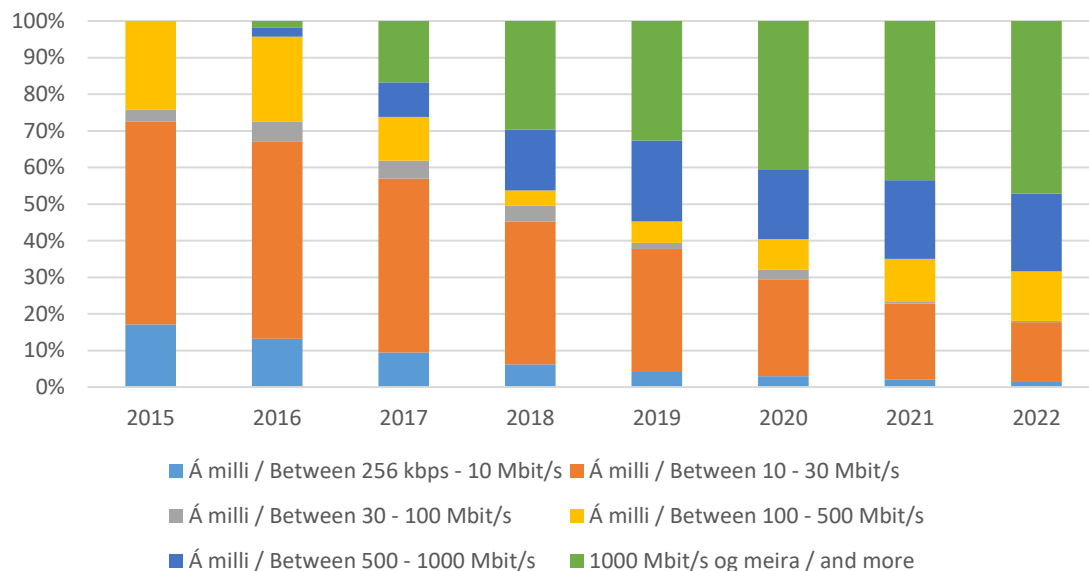
Table 33. Total subscriptions by upstream speeds\*

Í lok árs / End of	Fjöldi Number			Markaðshlutdeild Market share		
	2020	2021	2022	2020	2021	2022
Samtals / Total	139.768	140.639	142.334	100,0%	100,0%	100,0%
- > 256 kbps - 10 Mbit/s	4.158	2.856	2.091	3,0%	2,0%	1,5%
- 10 - 30 Mbit/s	36.981	29.305	23.150	26,5%	20,8%	16,3%
- 30 - 100 Mbit/s	3.743	557	486	2,7%	0,4%	0,3%
- 100 - 500 Mbit/s	11.623	16.547	19.350	8,3%	11,8%	13,6%
- 500 - 1000 Mbit/s	26.461	30.233	30.138	18,9%	21,5%	21,2%
- > = 1000 Mbit/s	56.802	61.141	67.119	40,6%	43,5%	47,2%

\*Auglýstur hraði. / \*Advertised speed.

**Mynd 33. Hlutfall tenginga eftir upphalshraða tengingar**

Picture 33. Total subscriptions by upstream speeds



## Internetið - Internet

Gagnamagn á fastaneti / Fixed broadband, Data traffic

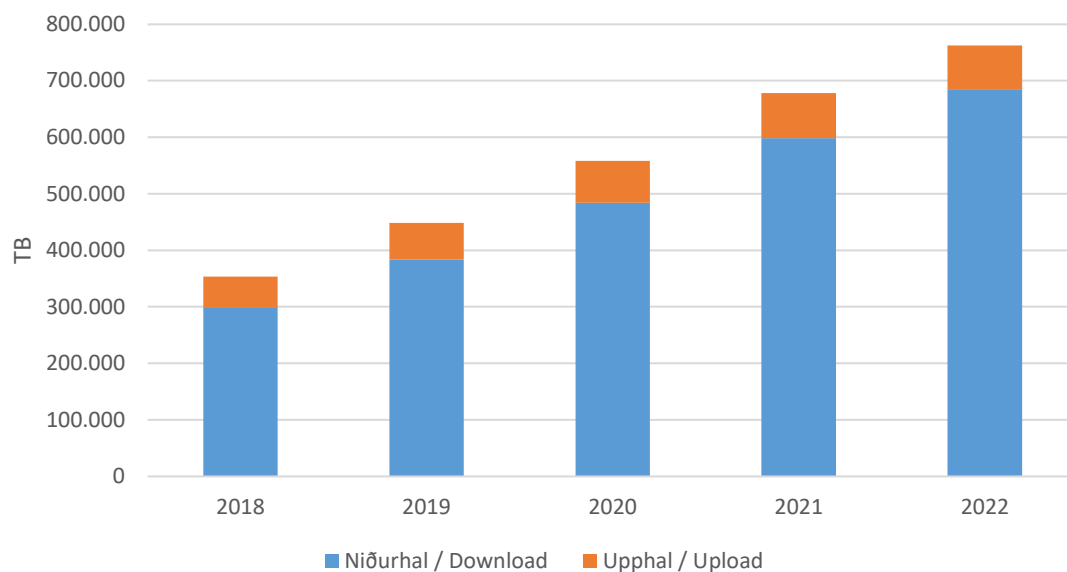
### Tafla 34. Gagnamagn á fastaneti

Table 34. Fixed broadband, Data traffic

	Fastanet / Gagnamagn Fixed broadband / Data traffic			Markaðshlutdeild Market share		
	2020	2021	2022	2020	2021	2022
TB						
Samtals / Total	558.342	678.335	762.125	100,0%	100,0%	100,0%
- Niðurhal / Download	484.296	598.208	683.606	86,7%	88,2%	89,7%
- Upphal / Upload	74.046	80.127	78.519	13,3%	11,8%	10,3%

### Mynd 34. Gagnamagn á fastaneti

Picture 34. Fixed broadband, data traffic



## Internetið - Internet

Gagnamagn á fastaneti, Niðurhal / Fixed broadband, Download

**Tafla 35. Gagnamagn á fastaneti, Niðurhal**

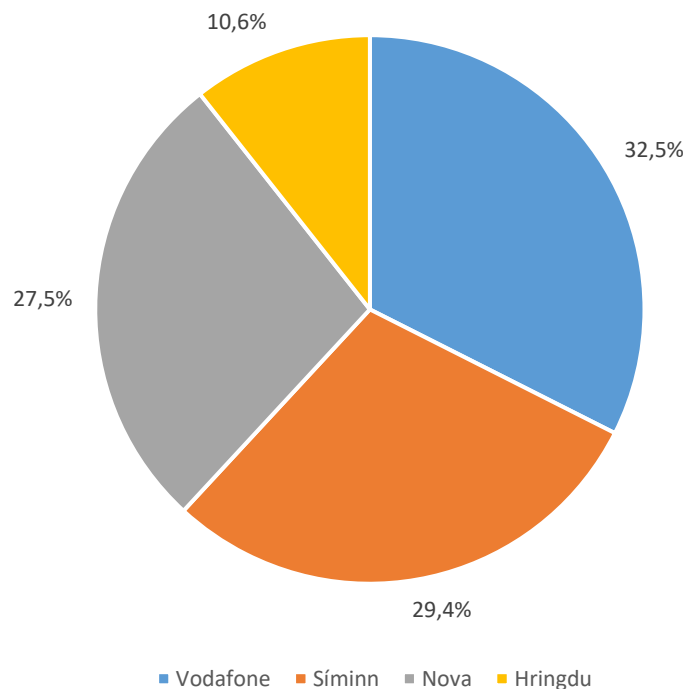
Table 35. Fixed broadband, Download

	Fastanet, Niðurhal Fixed broadband, Download			Markaðshlutdeild Market share		
	2020	2021	2022	2020	2021	2022
TB						
Samtals / Total	484.296	598.208	683.606	100,0%	100,0%	100,0%
- xDSL	95.237	77.359	68.185	19,7%	12,9%	10,0%
- Ljósleiðari / Fiber	389.059	520.849	615.421	80,3%	87,1%	90,0%
- Vodafone	147.688	198.846	221.835	30,5%	33,2%	32,5%
- Síminn	168.696	177.327	201.145	34,8%	29,6%	29,4%
- Nova	119.652	158.902	188.032	24,7%	26,6%	27,5%
- Hringdu*	48.260	63.133	72.594	10,0%	10,6%	10,6%

\*Tölur fyrir Hringdu eru áætlaðar / Figures for Hringdu are estimated.

**Mynd 35. Markaðshlutdeild skipt eftir fyrirtækjum**

Picture 35. Market shares by companies





## Internetið - Internet

Gagnamagn á fastaneti, Upphal / Fixed broadband, Upload

### Tafla 36. Gagnamagn á fastaneti, Upphal

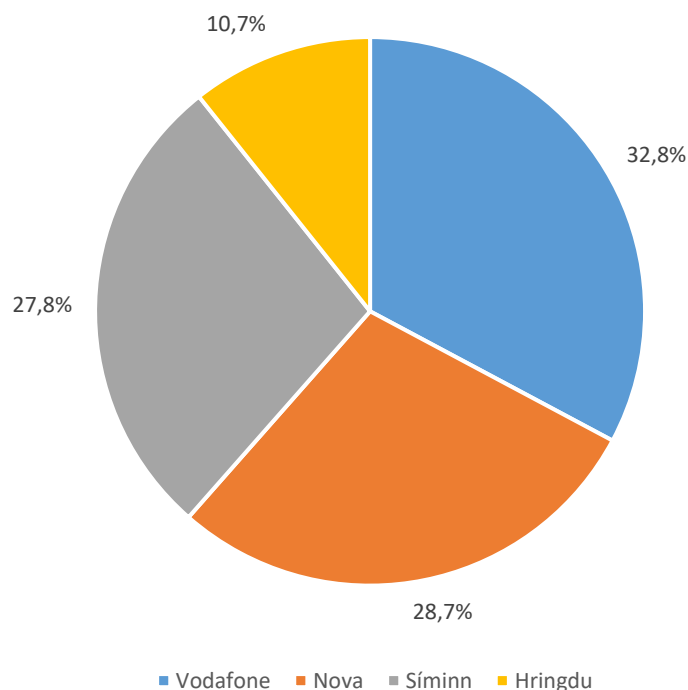
Table 36. Fixed broadband, Upload

	Fastanet, Upphal Fixed broadband, Upload			Markaðshlutdeild Market share		
	2020	2021	2022	2020	2021	2022
TB						
Samtals / Total	74.046	80.127	78.519	100,0%	100,0%	100,0%
- xDSL	11.375	8.819	7.002	15,4%	11,0%	8,9%
- Ljósleiðari / Fiber	62.671	71.308	71.517	84,6%	89,0%	91,1%
- Vodafone	24.992	27.987	25.765	33,8%	34,9%	32,8%
- Nova	18.665	20.291	22.507	25,2%	25,3%	28,7%
- Síminn	22.791	23.292	21.855	30,8%	29,1%	27,8%
- Hringdu*	7.598	8.558	8.392	10,3%	10,7%	10,7%

\*Tölur fyrir Hringdu eru áætlaðar / Figures for Hringdu are estimated.

### Mynd 36. Markaðshlutdeild skipt eftir fyrirtækjum

Picture 36. Market shares by companies



## Internetið - Internet

Heildarfjöldi áskrifenda með IPTV / IPTV subscriptions

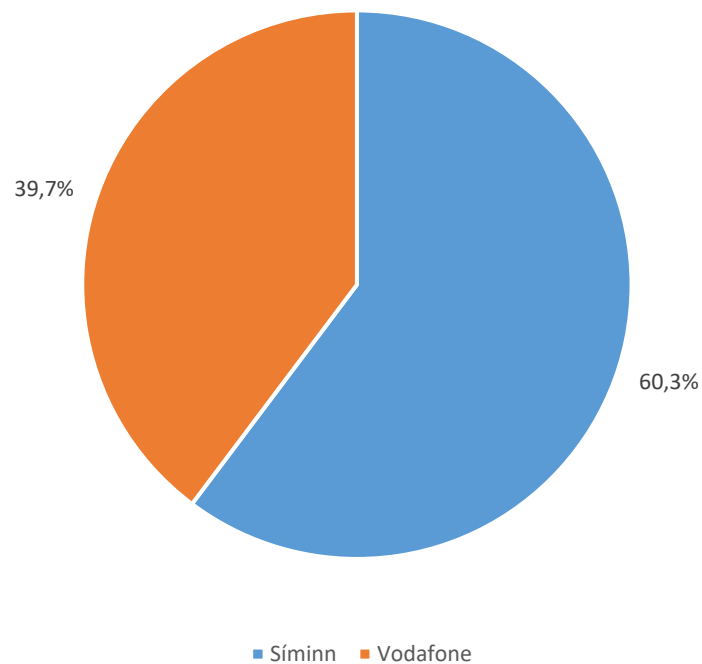
**Tafla 37. Heildarfjöldi áskrifenda með sjónvarp yfir IP-net**

Table 37. Number of IPTV subscriptions

Í lok árs / End of	Fjöldi Number			Markaðshlutdeild Market share		
	2020	2021	2022	2020	2021	2022
Samtals / Total	88.109	84.798	79.968	100,0%	100,0%	100,0%
- xDSL	27.734	24.178	18.143	31,5%	28,5%	22,7%
- Ljósleiðari / Fiber	60.375	60.620	61.825	68,5%	71,5%	77,3%
- Síminn	56.824	53.421	48.182	64,5%	63,0%	60,3%
- Vodafone	31.285	31.377	31.786	35,5%	37,0%	39,7%

**Mynd 37. Markaðshlutdeild skipt eftir fyrirtækjum**

Picture 37. Market share by companies



## Velta og fjárfesting – Revenue and Investment

Heildartekjur eftir fjarskiptastarfsemi / Income from telecommunication

### Tafla 38. Heildartekjur eftir fjarskiptastarfsemi

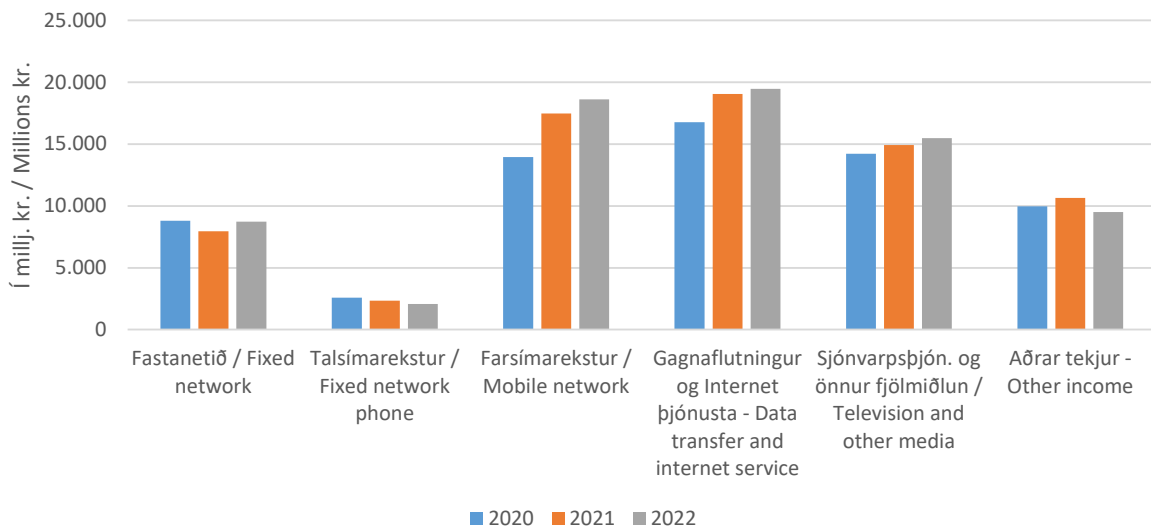
Table 38. Total income from telecommunication

	2020	2021	2022
Í milljónum króna / In millions of krónur			
Samtals / Total	66.259	72.388	73.885
- Fastanetið / Fixed network	8.792	7.956	8.718
- Talsímarekstur / Fixed network phone	2.577	2.332	2.073
- Farsímarekstur / Mobile network	13.954	17.478	18.620
- Gagnafl. og Internet þjón. / Data transfer and Internet service	16.763	19.052	19.468
- Sjónvarpsþjón. og önnur fjölmiðlun / Television and other media	14.215	14.924	15.492
- Aðrar tekjur / Other income	9.958	10.646	9.513

\*Aðrar tekjur eru m.a. tekjur af sölu á búnaði og fylgihlutum. Other income includes revenues from the sale of equipment and accessories.

### Mynd 38. Heildartekjur eftir fjarskiptastarfsemi

Picture 38. Total income from telecommunication



## Velta og fjárfesting – Revenue and Investment

Fjárfestingar eftir fjarskiptastarfsemi / Investment in telecommunication

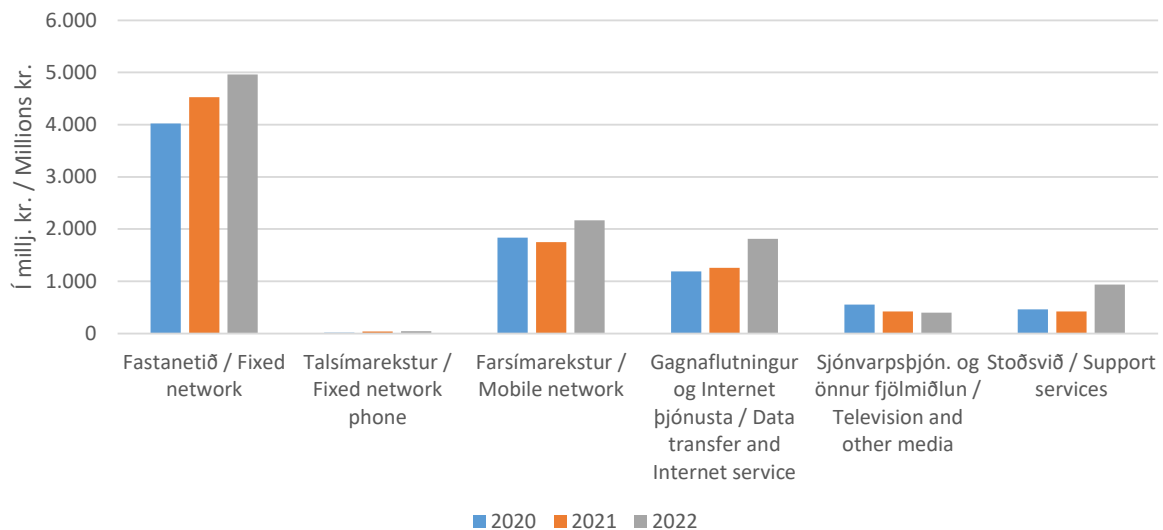
**Tafla 39. Fjárfestingar eftir fjarskiptastarfsemi**

Table 39. Investment in telecommunication

	2020	2021	2022
Í milljónum króna / In millions of krónur			
Samtals / Total	8.071	8.420	10.323
- Fastanetið / Fixed network	4.020	4.525	4.961
- Talsímarekstur / Fixed network phone	12	39	44
- Farsímarekstur / Mobile network	1.836	1.753	2.167
- Gagnafl. og Internet þjón. / Data transfer and Internet service	1.189	1.260	1.815
- Sjónvarpsþjón. og önnur fjölmiðlun / Television and other media	553	422	399
- Stoðsvið / Support services	460	423	936

**Mynd 39. Fjárfestingar eftir fjarskiptastarfsemi**

Picture 39. Investment in telecommunication



## Skráð fyrirtæki – Registered Operators

Skráð fjarskiptafyrirtæki	Tegund starfsemi
1819 Nýr valkostur ehf.	Upplýsingaþjónusta um símanúmer/ <i>Directory enquiry service</i>
Advania Ísland ehf.	Gagnaflutningsþjónusta/ <i>Data transmission service</i>
Alza ehf.	Gagnaflutningsþjónusta um þráðlaus- og fastanet/ <i>Data transmission service via fixed and wireless electronic communication networks</i>
Alþingi	Hljóðvarps og/eða sjónvarpsdreifing/ <i>Transmission of radio and television signal</i>
Austurljós ehf.	Gagnaflutningsnet og þjónusta/ <i>Data transmissison and service</i>
Ábótinn ehf.	Gagnaflutningsnet og –þjónusta/ <i>Data transmission and service</i>
Árvakur hf.	Upplýsingaþjónusta um símanúmer/ <i>Directory enquiry service</i>
Ásaljós	Rekstur fastlínu fjarskiptanets/ <i>Operation of fixed electronic communication network</i>
Bláskógaljós	Rekstur fastlínu fjarskiptanets/ <i>Operation of fixed electronic communication network</i>
Bloomberg Finance L.P.	Leigulínuþjónusta og almennt fjarskiptanet/ <i>Leased line and network</i>
Boðleið Þjónusta ehf.	Talsímaþjónusta, farsímaþjónusta og rekstur fastlínu fjarskiptanets/ <i>Voice telephony, mobile telephony and operation of fixed data transmission network</i>
BT Solutions Limited, útibú á Íslandi	Gagnaflutningsþjónusta/ <i>Data transmission services</i>
Century Link Iceland ehf.	Rekstur fjarskiptanets og gagnaflutningsþjónusta/ <i>Operation of fixed electronic communication network and data transmission service</i>
Colt Technology Services AB	Gagnaflutningsþjónusta/ <i>Data transmission services</i>
Cronus ehf.	Hljóðvarps- og/eða sjónvarpsdreifing/ <i>Transmission of radio and television singals</i>
Cubic Telecom Limited	Rekstur fastlínu- og þráðlauss fjarskiptanets og gagnaflutningsþjónusta um þráðlaus net/ <i>Operation of fixed and wireless electronic communications network and data transmission via wireless electronic communications networks</i>
Dalaveitur ehf.	Rekstur fastlínu fjarskiptanets/ <i>Operation of fixed electronic communications network</i>
DCN Hub ehf.	Farsíma- og gagnaflutningsþjónusta/ <i>Mobile and data transmission services</i>
DIDWW Ireland Limited	Gagnaflutnings- og talsímaþjónusta/ <i>Data transmission and telephony service</i>
Digriklettur ehf.	Rekstur fastlínu fjarskiptanets/

	<i>Operation of fixed electronic communications network</i>
DVD-Margmiðlun ehf.	Rekstur breiðbandskerfis fyrir útvarpsdreifingu/ <i>Broadcast cable network</i>
EchoStar Mobile Limited	Rekstur fastlínu fjarskiptanets/ <i>Mobile satellite services</i>
Eyja- og Miklaholts- hreppur	Rekstur fastlínu fjarskiptanets/ <i>Fixed data transmission network</i>
Factor ehf.	Gagnaflutningsnet- og gagnaflutningsþjónusta/ <i>Data transmission and service</i>
Farice ehf.	Sæstrengur/ <i>Submarine cable</i>
Ferðapjónustan Húsafelli ehf.	Rekstur fastlínu fjarskiptanets/ <i>Operation of fixed electronic communications network</i>
Feris ehf.	Gagnaflutningsþjónusta/ <i>Data transmission service</i>
Flugleiðahótel hf. / Icelandair hotels	Hljóðvarps- og/eða sjónvarpsdreifing/ <i>Transmission of radio and television signals</i>
Fjarskiptafélag Mývanssveitar ehf.	Gagnaflutningsþjónusta um fastanet/ <i>Data transmission service via fixed electronic communication network</i>
Fjarskiptafélag Reykhólahrepps	Rekstur fastlínu fjarskiptanets/ <i>Operation of fixed electronic communications network</i>
Fjarskiptafélag Skagabyggðar	Gagnaflutningsnet/ <i>Data transmission network</i>
Fjarskiptafélag Skeiða- og Gnúpverjahrepps ehf.	Gagnaflutningsnet/ <i>Data transmission network</i>
Fjarskiptafélag Svalbarðshrepps ehf.	Rekstur fastlínu fjarskiptanets/ <i>Operation of fixed electronic communications network</i>
Fjölnet ehf.	Talsíma-, gagnaflutningsþjónusta og fjarskiptanet/ <i>Voice telephony, data transmission and network</i>
Flóaljós	Rekstur fastlínu fjarskiptanets/ <i>Operation of fixed electronic communication network</i>
Gagnaveita Helgafellssveitar ehf.	Rekstur fastlínu fjarskiptanets/ <i>Operation of fixed electronic communication network</i>
Gagnaveita Hornafjarðar ehf.	Fjarskiptanet/ <i>Electronic communication networks</i>
Gagnaveita Reykjavíkur ehf.	Gagnaflutningsnet og –þjónusta/ <i>Data transmission and service</i>
Gagnaveita Suðurlands ehf.	Gagnaflutningsþjónusta/ <i>Data transmission service</i>
Gagnaveitan ehf.	Fjarskiptaþjónusta/ <i>Electronic communication services</i>
GlobalCall ehf.	Talsímaþjónusta/ <i>Voice telephony</i>
Globalstar Europe Satellite Services Ltd.	Gervihnattaþjónusta/ <i>Satellite services</i>
Halló ehf.	Upplýsingaþjónusta um símanúmer/ <i>Directory enquiry service</i>
Hátíðni hf.	Talsíma-, gagnaflutningsþjónusta og fjarskiptanet/

	<i>Voice telephony, data transmission and network</i>
Hitaveita Drangsness	Rekstur fastlínu fjarskiptanets/ <i>Operation of fixed electronic communication network</i>
Hitaveita Egilsstaða/Fella ehf.	Rekstur fastlínu- og þráðlauss fjarskiptanets, gagnaflutningsþjónusta um þráðlaus og fastanet og hljóðvarps og/eða sjónvarpsdreifing/ <i>Operation of fixed and wireless electronic communication networks, data transmission via fixed and wireless electronic communications networks and transmission of radio and television signals</i>
Hitaveita Tálknafjarðarhrepps	Gagnaflutningsþjónusta um fastanet/ <i>Data transmission network</i>
Hljóðsmárin ehf.	Hljóðvarps- og/eða sjónvarpsdreifing/ <i>Transmission of radio and television signals</i>
Hópkaup ehf.	Upplýsingaþjónusta um símanúmer/ <i>Directory enquiry service</i>
Hótel Laki ehf.	Rekstur fastlínu fjarskiptanets/ <i>Operation of fixed electronic communication network</i>
Hrafshóll ehf.	Rekstur fastlínu fjarskiptanets/ <i>Operation of fixed electronic communication network</i>
Hringdu ehf.	Talsíma- og gagnaflutningsþjónusta/ <i>Voice telephony and data transmission service</i>
Hringiðan ehf./Vortex Inc.	Talsíma-, gagnaflutningsþjónusta og fjarskiptanet/ <i>Voice telephony, data transmission and network</i>
Hrunaljós	Rekstur fastlínu fjarskiptanets/ <i>Operation of fixed electronic communications network</i>
Húnanet ehf.	Rekstur fastlínu fjarskiptanets/ <i>Operation of fixed electronic communications network</i>
Hvalfjarðarsveit	Fjarskiptanet/ <i>Electronic communication networks</i>
Icelandair ehf.	Fjarskiptanet/Network
IMC Ísland ehf.	DCS 1800 farsímaþjónusta/ <i>Mobile DSC 1800</i>
Internet á Íslandi hf.	Fjarskiptanet, talsíma- og gagnaflutningsþjónusta/ <i>Network, voice telephony and data transmission</i>
Isavia ehf.	Talþjónusta við flugvélar og rekstur fastlínu fjarskiptakerfis/ <i>Voice transmission service for aircrafts and operation of fixed electronic communication network</i>
Isavia ANS ehf.	Rekstur fastlínu fjarskiptanets/ <i>Operation of fixed electronic communication network</i>
Já hf.	Útgáfa síma- og vistfangaskrár. Upplýsingaþjónusta um símanúmer/ <i>Publication of directories, directory enquiry service</i>
Kukl ehf.	Talsíma-, gagnaflutningsþjónusta og fjarskiptanet/ <i>Voice telephony, data transmission and network</i>
Landhelgisgæsla Íslands	Rekstur og útleiga NATO ljósleiðarastrengs/ <i>Management and lease of NATO's optical fibre network</i>
Leaf Space s.r.l.	Gagnaflutningsþjónusta um gervitungl/ <i>Satellite internet services</i>

Leiðarljós ehf.	Rekstur fastlínu fjarskiptanets/ <i>Operation of fixed electronic communications network</i>
Lindin, kristið útvarp	Hljóðvarps- og/eða sjónvarpsdreifing/ <i>Transmission of radio and television signals</i>
LÍF í Mýrdal ehf.	Rekstur fastlínu fjarskiptanets/ <i>Fixed data transmission network</i>
Ljós og gagnaleiðari ehf.	Gagnaflutningsnet/ <i>Data transmission network</i>
Ljósfesti ehf.	Rekstur fastlínu fjarskiptanets/ <i>Operation of fixed electronic communication network</i>
Ljósleiðari Borgarbyggðar	Rekstur fastlínu fjarskiptanets/ <i>Operation of fixed electronic communication network</i>
Ljóspunktur ehf.	Rekstur fastlínu fjarskiptanets/ <i>Operation of fixed electronic communication network</i>
Loki Telecom ehf.	Rekstur fastlínu- og þráðlauss fjarskiptanets, gagnaflutningsþjónusta um þráðlaus og fastanet og hljóðvarps og/eða sjónvarpsdreifing <i>Operation of fixed and wireless electronic communication networks, data transmission via fixed and wireless electronic communications networks</i>
Lýsir ehf.	Rekstur þráðlauss fjarskiptanets/ <i>Operation of wireless electronic communication networks</i>
Magnavík ehf.	Gagnaflutningsþjónusta/ <i>Data transmission service</i>
Martölvan ehf.	Talsíma, gagnaflutningsþjónusta og fjarskiptanet/ <i>Voice telephony, data transmission and network</i>
Míla ehf.	Fjarskiptanet/ <i>Network</i>
Mobiweb Telecom Limited	Farsímaþjónusta/ <i>Mobile service</i>
Nepal hugbúnaður	Gagnaflutningsþjónusta og þráðlaust fjarskiptanet/ <i>Data transmission service and wireless data transmission</i>
Netvarp og Sport ehf.	Hljóðvarps- og/eða sjónvarpsdreifing/ <i>Transmission of radio and/or television signals</i>
Netvöktun ehf.	Talsímaþjónusta, rekstur fastlínu og þráðlauss fjarskiptanets og gagnaflutningsþjónusta um fasta- og þráðlaus net/ <i>Voice telephony, operation of fixed and wireless electronic communications networks and fixed and wireless data transmission service</i>
Neyðarlínan hf.	Talsímaþjónusta/neyðarsímsvörun/ <i>Voice telephony - emergency service</i>
Nordic Networks ehf.	Sæstrengur og gagnaflutningsþjónusta/ <i>Submarine cable and data transmission service</i>
Nova ehf.	Talsíma- og gagnaflutningsþjónusta/ <i>Voice telephony and data transmission</i>
OnAir S.A.R.L.	Farsímaþjónusta um borð í flugvélum (MCA)/ <i>Mobile communication services on aircraft (MCA)</i>
OneWeb communications s.a.r.l.	Gagnaflutningsþjónusta um gervitungl/ <i>Satellite internet services</i>
Opin kerfi ehf.	Gagnaflutningsþjónusta/



	<i>Data transmission service</i>
Origo hf.	Gagnaflutningsþjónusta/ <i>Data transmission service</i>
Orkufjarskipti hf.	Fjarskiptanet/ <i>Electronic communication network</i>
Parking plus ehf.	Talsímaþjónusta og fjarskiptanet/ <i>Voice telephony and network</i>
Premis ehf.	Tal- og farsímaþjónusta, rekstur þráðlaus og fastlínu fjarskiptanets og gagnaflutningsþjónusta um fastanet og þráðlaus net/ <i>Voice telephony and mobile services, operation of fixed and wireless electronic communication networks and fixed and wireless data transmission services</i>
Protektion ehf.	Rekstur fastlínu fjarskiptanets/ <i>Operation of fixed electronic communication network</i>
Rafey ehf.	Rekstur fastlínu fjarskiptanets/ <i>Operation of wireless electronic communication network</i>
Rangárljós	Rekstur fastlínu fjarskiptanets/ <i>Operation of fixed electronic communication network</i>
Refinitiv Norge A/S	Gagnaflutningsþjónusta um fastanet/ <i>Fixed line network data transmission</i>
Ríkisútvarpið ohf.	Fjarskiptaþjónusta: Hljóðvarp og sjónvarp/ <i>Transmission of radio and television signals</i>
Sensa ehf.	Gagnaflutningsþjónusta um fastanet/ <i>Data transmission service via fixed electronic communication network</i>
Síminn hf.	Talsímaþjónusta, GSM, gagnaflutningsnet o.fl./ <i>Voice telephony, mobile, data transmission and network</i>
Sjónvarpsmiðstöðin ehf.	Gagnaflutningsþjónusta/ <i>Data transmission service</i>
Snerpa ehf.	Fjarskiptanet/ tal- og gagnaflutningsþjónusta/ <i>Network, voice telephony and data transmission</i>
Splitti ehf.	Talsíma- og farsímaþjónusta, gagnaflutningsþjónusta um fastanet og þráðlaus net og upplýsingaþjónusta um símanúmer/ <i>Voice telephony, mobile, fixed and wireless data transmission and directory enquiry services</i>
Starlink Internet services Limited	Gagnaflutningsþjónusta um gervitungl/ <i>Satellite internet services</i>
Studio Norn ehf.	Hljóðvarps- og/eða sjónvarpsdreifing/ <i>Transmission of radio and television signals</i>
Stöð 5 ehf.	Talsíma- og farsímaþjónusta/ <i>Voice and mobile telephony</i>
Sumarsól ehf.	Upplýsingaþjónusta um símanúmer/ <i>Directory enquiry service</i>
Swarm Technologies Inc.	Gervihnattaþjónusta fyrir IoT og M2M tæki/ <i>Narrow-band Satellite Connectivity for IoT and M2M devices</i>
Sýn hf.	Talsímaþjónusta, farsímaþjónusta, gagnaflutningsþjónusta og fjarskiptanet/ <i>Voice telephony, mobile, data transmission and network</i>

Tech Support á Íslandi ehf.	Talsímaþjónusta, gagnaflutningsþjónusta um fastanet og þráðlaus net/ <i>Voice telephony and fixed and wireless data transmission services</i>
TELE Greenland A/S	Sæstrengur/ <i>Submarine cable</i>
Tengir ehf.	Ljósleiðaranet/ <i>Fiber optical network</i>
Tismi BV	Tal- og farsímaþjónusta/ <i>Voice and mobile telephony</i>
TRS ehf.	Gagnaflutningsþjónusta/ <i>Data transmission service</i>
Truphone Limited	Farsímaþjónusta og gagnaflutningsþjónusta um þráðlaus net/ <i>Mobile telephony and data transmission via wireless electronic communications networks</i>
TSC ehf.	Talsíma-, gagnaflutningsþjónusta og fjarskiptanet/ <i>Voice telephony, data transmission and network</i>
Twilio Ireland Limited	Talsíma- og farsímaþjónusta, rekstur fastlínu- og þráðlauss fjarskiptanets og gagna-flutningsþjónusta um um fastanet og þráðlaus net/ <i>Voice telephony and mobile services, operation of fixed and wireless electronic communication networks and fixed and wireless data transmission services</i>
Tölvun ehf.	Gagnaflutningsnet og –þjónusta/ <i>Data transmission and service</i>
Tölvuþjónustan ehf.	Gagnaflutningsþjónusta um fastanet/ <i>Data transmission and service</i>
Vengo ehf.	Gagnaflutningsþjónusta um fastanet/ <i>Fixed data transmission service</i>
Verne Global hf.	Gagnaflutningsþjónusta um fastanet/ <i>Fixed data transmission service</i>
Yellow Mobile B.V.	Talsíma- og farsímaþjónusta, rekstur fastlínu- og þráðlauss fjarskiptanets og gagna-flutningsþjónusta um um fastanet og þráðlaus net/ <i>Voice and mobile telephony, operation of fixed and wireless electronic communication networks, data transmission via fixed and wireless electronic communications networks</i>
Zendesk International Limited	SMS og VoIP þjónusta í gegnum ský/ <i>SMS and VoIP services using software via the cloud</i>
Þekking - Tristan hf.	Gagnaflutningsnet og –þjónusta/ <i>Data transmission and service</i>
Þorvaldur Stefánsson	Skipaþjónustugagna- flutningur/ <i>Maritime mobile</i>
Örugg afritun ehf.	Gagnaflutningsþjónusta um fastanet/ <i>Fixed data transmission service</i>
Öryggisfjarskipti ehf.	Fjarskiptaþjónusta og fjarskiptanet/TETRA/ <i>Telecommunication service and network / TETRA</i>