

TÖLFRÆÐI UM ÍSLENSKA FJARSKIPTAMARKAÐINN

FYRRI HELMINGUR ÁRSINS 2021

STATISTICS ON THE ICELANDIC
TELECOMMUNICATIONS MARKET
THE FIRST HALF OF 2021



Fjarskiptastofa



ECOI
Electronic Communications
Office of Iceland

Efnisyfirlit - Table of Contents

Inngangur	4
Introduction	4
Helstu stærðir – Main indicators.....	5
Fastanet – Fixed network.....	6
Helstu stærðir á fastaneti / Main indicators in the fixed network.....	6
Áskrifendur með fastlínusíma / Subscribers with fixed network phone.....	7
Heildarfjöldi mínútna á fastaneti / Traffic in the fixed network	8
Fjöldi mínútna eftir fyrirtækjum / Traffic by companies.....	9
Símtöl til fastaneta / Calls to fixed networks	10
Símtöl til útlanda / Outgoing international calls	11
Símtöl til farsímaneta / Calls to mobile networks.....	12
Farsímanet – Mobile network.....	13
Helstu stærðir á farsímaneti / Main indicators in mobile networks	13
Heildarfjöldi áskrifta / Total subscriptions	14
Heildarfjöldi áskrifta með talþjónustu / Mobile voice subscriptions	15
Samningsbundnar áskriftir / Contract subscriptions.....	16
Fyrirframgreidd símakort / Pre-paid phone cards	17
Virk símakort á farsímaneti / Active phone cards on mobile networks.....	18
Fjöldi mínútna úr farsímum / Minutes from mobile phones	19
Heildarfjöldi mínútna úr farsímum / Minutes from mobile phones	20
Fjöldi mínútna úr farsímum til fastaneta / Minutes to fixed networks.....	21
Fjöldi mínútna úr farsímum í farsíma / Minutes from mobile to mobile	22
Fjöldi mínútna úr farsímum til útlanda / Outgoing international calls	23
Fjöldi SMS og MMS / Number of SMS and MMS	24
Fjöldi áskrifta fyrir netið í farsímann / Voice and data subscriptions	25
Netþjónusta á farsímaneti / Data only subscriptions.....	26
Gagnamagn á farsímaneti / Data traffic over mobile networks.....	27
Gagnamagn á farsímaneti / Data traffic in mobile networks.....	28
Gagnamagn, netið í símann / Data traffic, voice and data.....	29
Gagnamagn, eingöngu gagnaáskrift / Data traffic, only data subscriptions	30
Internetið – Internet	31
Fjöldi internettenginga / Internet subscriptions	31
Internettengingar eftir fyrirtækjum / Internet connections by companies	32
Fjöldi xDSL internettenginga / xDSL subscriptions.....	33

Fjöldi ljósleiðara internettenginga / Fiber connections	34
Fjöldi xDSL og ljósleiðara internettenginga / xDSL and fiber connections	35
Fjöldi tenginga eftir niðurhalshraða / Internet download speeds	36
Fjöldi tenginga eftir upphalshraða / Internet by upload speeds.....	37
Gagnamagn á fastaneti / Fixed broadband, Data traffic.....	38
Gagnamagn á fastaneti, Niðurhal / Fixed broadband, Download.....	39
Gagnamagn á fastaneti, Upphal / Fixed broadband, Upload.....	40
Heildarfjöldi áskrifenda með IPTV / IPTV subscriptions	41
Velta og fjárfesting – Revenue and Investment.....	42
Heildartekjur eftir fjarskiptastarfsemi / Income from telecommunication	42
Fjárfestingar eftir fjarskiptastarfsemi / Investment in telecommunication.....	43
Skráð fyrirtæki – Registered Operators	44

Inngangur

Fjarskiptastofa hefur um árabil gefið út skýrslur með tölfræðilegum upplýsingum um fjarskiptamarkaðinn á Íslandi. Hafa skýrslurnar verið unnar með sambærilegum hætti frá árinu 2006 upp úr upplýsingum frá fjarskiptafyrirtækjum. Frá árinu 2009 hafa þær verið gefnar út tvisvar á ári. Skýrslur fyrir fyrri helming hvers árs eru birtar á 4. ársfjórðungi og skýrslur fyrir heil ár eru birtar á fyrri hluta 2. ársfjórðungs.

Sú skýrsla sem hér birtist tekur til fyrri helminga árána 2019-2021. Er henni skipt upp í kafla þar sem fyrst er horft á fastanetið, síðan farsímanetið, internetið og að síðustu veltu og fjárfestingu á fjarskiptamarkaði.

Á [vef](#) Fjarskiptastofu má nálgast allar tölfræðiskýrslur stofnunarinnar ásamt töflum og myndum í Excel skjölum.

Introduction

The Electronic Communications Office of Iceland (ECOI) has published a statistics report on the telecommunications market in Iceland since 2006 and twice a year since 2009. The reports are based on statistical information gathered by the Administration from registered telecommunications undertakings in the country. The reports for the first half of the year are published in the last quarter of the year and the reports on the whole year in the beginning of the second quarter.

This report shows statistics for the first half of the last three years from 2019 through 2021, and is divided into sections dedicated to fixed-line networks, mobile networks, Internet, and turnover and investments in the electronic communications market.

All ECOI's statistics reports can be accessed on our [website](#) as well as the background data in Excel files.

Helstu stærðir – Main indicators

Helstu stærðir <i>Main indicators</i>	1H 2021	1H 2020	Breyting % Change %
Fastlínusími / <i>Fixed network phone</i>	101.621	111.103	-8,5%
- Þar af VoIP sími / <i>There of VoIP phone</i>	77.831	79.404	-2,0%
Fjöldi mín. úr fastlínusíma / <i>Traffic in the fixed network, (1.000)</i>	78.004	91.047	-14,3%
Heildarfjöldi farsímaáskrifta / <i>Total mobile subscriptions</i>	485.668	473.120	2,7%
Áskriftir með talþjónustu / <i>Mobile voice subscriptions</i>	426.780	416.181	2,5%
Gagnaáskrift eingöngu / <i>Data only subscriptions</i>	58.888	56.939	3,4%
Samningsbundnar áskriftir / <i>Contract subscriptions</i>	268.796	255.396	5,2%
Fyrirfram greidd símakort / <i>Pre-paid phone cards</i>	157.984	160.785	-1,7%
Fjöldi mín. úr farsíma / <i>Traffic in the mobile network, (1.000)</i>	552.050	557.774	-1,0%
Send SMS / <i>SMS sent from mobile, (1.000)</i>	76.225	78.225	-2,6%
Send MMS / <i>MMS sent from mobile, (1.000)</i>	2.871	2.644	8,6%
Netið í símann / <i>Voice and data subscriptions</i>	374.459	355.970	5,2%
Netþjónusta á farsímaneti / <i>Data only subscriptions</i>	58.888	56.939	3,4%
Gagnamagn á farsímaneti / <i>Data traffic in mobile networks, (TB)</i>	48.115	36.782	30,8%
Gagnamagn, netið í símann / <i>Data traffic, voice and data, (TB)</i>	29.160	21.692	34,4%
Netþjónusta á farsímaneti / <i>Data traffic, only data, (TB)</i>	18.955	15.089	25,6%
Fjöldi internettenginga / <i>Number of internet subscriptions</i>	141.450	139.812	1,2%
Ljósleiðari / <i>Fiber</i>	101.774	91.221	11,6%
xDSL	38.311	47.388	-19,2%
Gagnamagn á fastaneti / <i>Fixed broadband, data traffic, (TB)</i>	334.733	286.233	16,9%
Gagnamagn á fastaneti / <i>Fixed broadband, Download, (TB)</i>	294.698	247.878	18,9%
Gagnamagn á fastaneti, Upphal / <i>Fixed broadband, Upload, (TB)</i>	40.034	38.355	4,4%
IP sjónvarp / <i>IP-TV</i>	88.289	89.248	-1,1%
Heildartekjur / <i>Total income from telecommunication</i>	34.847	32.237	8,1%
Fjárfesting / <i>Investment in the telecommunication</i>	4.385	3.730	17,6%

Fastanet – Fixed network

Helstu stærðir á fastaneti / Main indicators in the fixed network

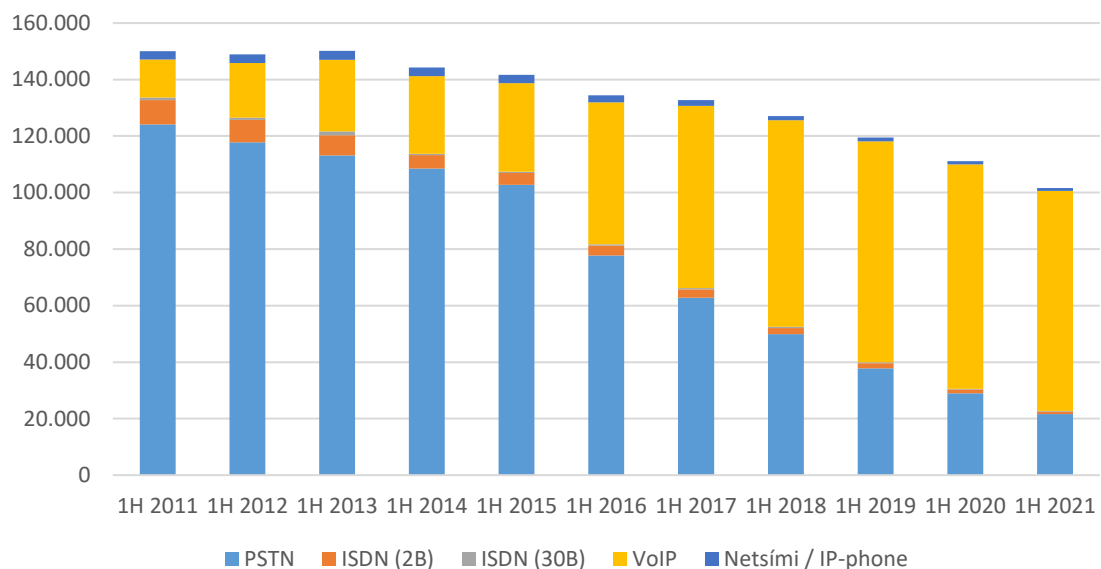
Tafla 1. Helstu stærðir á fastaneti

Table 1. Main indicators in the fixed network

	1H 2019	1H 2020	1H 2021
PSTN aðgangslínur / PSTN subscribers lines	66.502	58.883	49.675
ISDN línur (2B) / ISDN (2B) subscribers lines	1.774	1.239	891
ISDN línur (30B) / ISDN (30B) subscribers lines	337	271	222
VoIP sími / VoIP phone	78.192	79.404	77.831
Netsími (49X-XXXX) / IP phone	1.339	1.121	1.003
(1.000 mínútur / minutes)			
Símtöl úr fastlínusíma / Calls from fixed networks	99.547	91.047	78.004
Símtöl til fastaneta / Calls to fixed networks	64.676	55.999	44.881
Símtöl til útlanda / Outgoing international calls	2.685	2.059	1.564
Símtöl til farsímaneta / Calls to mobile networks	32.186	32.989	31.559

Mynd 1. Heildarfjöldi áskrifenda með fastlínusíma

Picture 1. Total subscribers with fixed network phone



Fastanet – Fixed network

Áskrifendur með fastlínusíma / Subscribers with fixed network phone

Tafla 2. Heildarfjöldi áskrifenda með fastlínusíma*

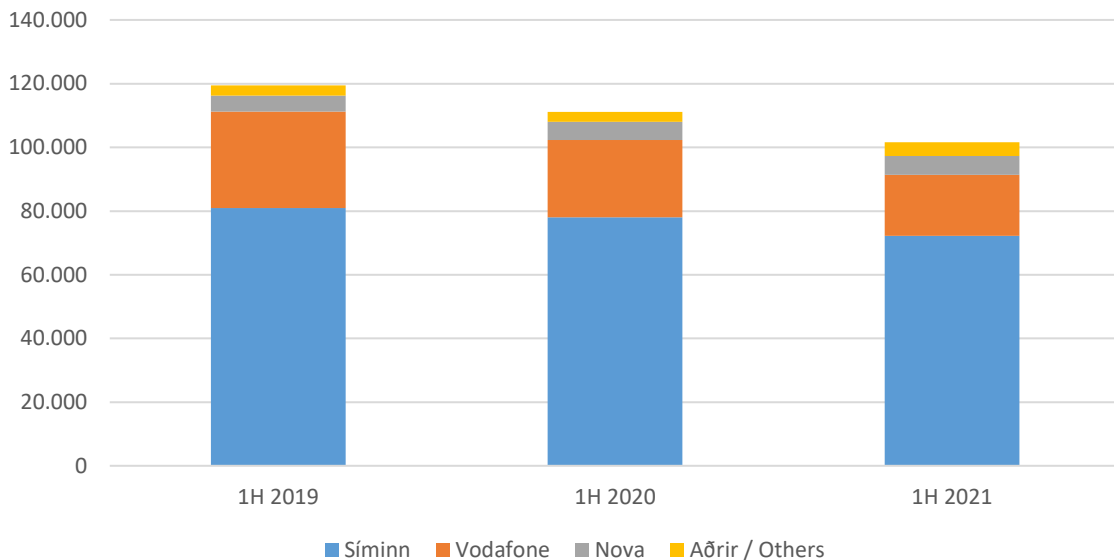
Table 2. Total subscribers with fixed network phone*

Í lok tímabils / End of	Fjöldi Number			Markaðshlutdeild Market share		
	1H 2019	1H 2020	1H 2021	1H 2019	1H 2020	1H 2021
Samtals / Total	119.460	111.103	101.621	100,0%	100,0%	100,0%
- Heimili / Private	76.083	70.478	63.199	63,7%	63,4%	62,2%
- Fyrirtæki / Business	43.377	40.625	38.422	36,3%	36,6%	37,8%
- Síminn	80.967	78.087	72.223	67,8%	70,3%	71,1%
- Vodafone	30.290	24.184	19.140	25,4%	21,8%	18,8%
- Nova	5.039	5.769	5.891	4,2%	5,2%	5,8%
- Aðrir / Others	3.164	3.063	4.367	2,6%	2,8%	4,3%

* PSTN, ISDN, VoIP og Netsími. * PSTN, ISDN, VoIP and IP-telephone.

Mynd 2. Heildarfjöldi áskrifenda eftir fyrirtækjum

Picture 2. Total number of subscribers by companies



Fastanet – Fixed network

Heildarfjöldi mínútna á fastaneti / Traffic in the fixed network

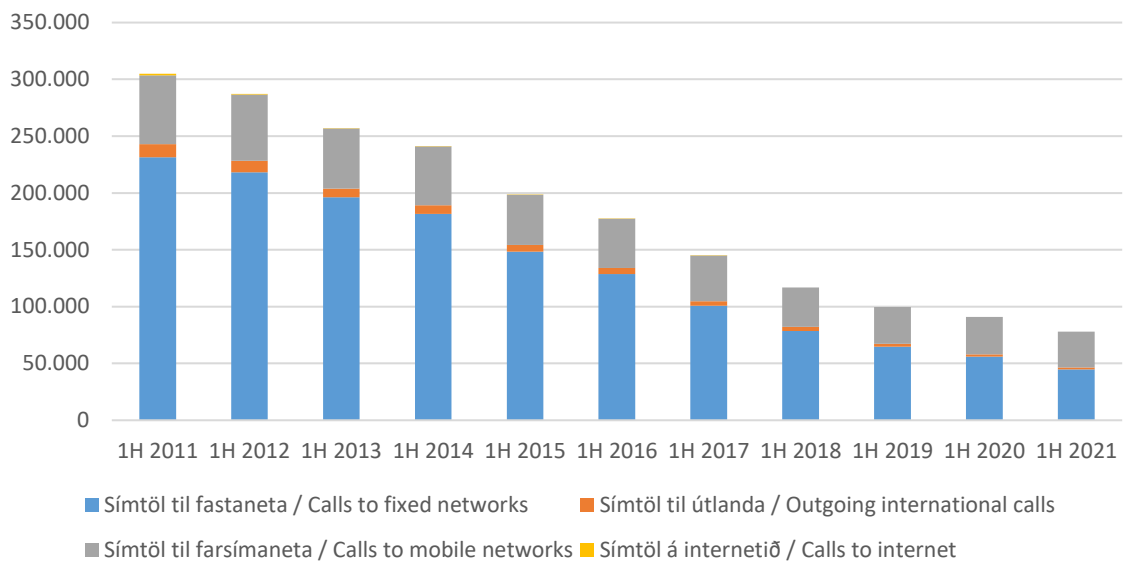
Tafla 3. Heildarfjöldi mínútna á fastaneti

Table 3. Total traffic in the fixed network

	Fjöldi Number		
	1H 2019	1H 2020	1H 2021
(1.000 mínútur / minutes)			
Samtals / Total	99.547	91.047	78.004
- Símtöl til fastaneta / Calls to fixed networks	64.676	55.999	44.881
- Símtöl til útlanda / Outgoing international calls	2.685	2.059	1.564
- Símtöl til farsímaneta / Calls to mobile networks	32.186	32.989	31.559

Mynd 3. Heildarfjöldi mínútna á fastaneti

Picture 3. Total traffic in the fixed network



Fastanet – Fixed network

Fjöldi mínútna eftir fyrirtækjum / Traffic by companies

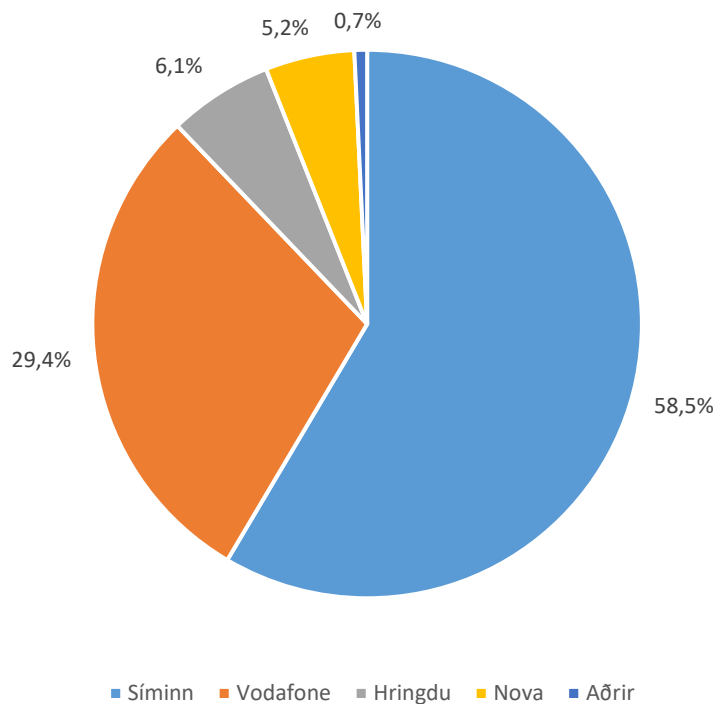
Tafla 4. Heildarfjöldi mínútna á fastaneti

Table 4. Total traffic in the fixed network

	Fjöldi Number			Markaðshlutdeild Market share		
	1H 2019	1H 2020	1H 2021	1H 2019	1H 2020	1H 2021
(1.000 mínútur / minutes)						
Samtals / Total	99.547	91.047	78.004	100,0%	100,0%	100,0%
- Heimili / Private	46.913	42.267	30.220	47,1%	46,4%	38,7%
- Fyrirtæki / Business	52.635	48.780	47.784	52,9%	53,6%	61,3%
- Síminn	55.413	57.240	45.634	55,7%	62,9%	58,5%
- Vodafone	35.133	24.461	22.903	35,3%	26,9%	29,4%
- Hringdu	3.855	4.503	4.791	3,9%	4,9%	6,1%
- Nova	4.288	4.219	4.093	4,3%	4,6%	5,2%
- Aðrir / Others	859	623	582	0,9%	0,7%	0,7%

Mynd 4. Markaðshlutdeild skipt eftir fyrirtækjum

Picture 4. Market share by companies



Fastanet – Fixed network

Símtöl til fastaneta / Calls to fixed networks

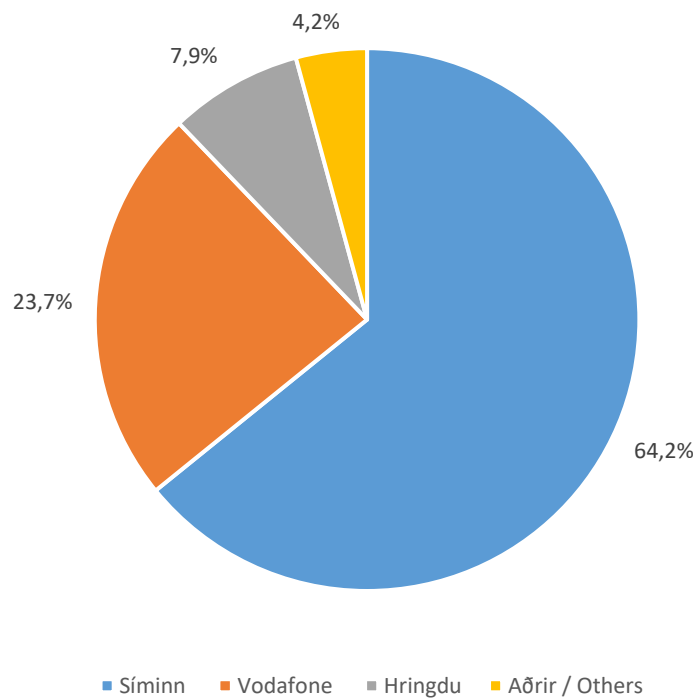
Tafla 5. Símtöl til fastaneta

Table 5. Calls to fixed networks

	Fjöldi Number			Markaðshlutdeild Market share		
	1H 2019	1H 2020	1H 2021	1H 2019	1H 2020	1H 2021
(1.000 mínútur / minutes)						
Samtals / Total	64.676	55.999	44.881	100,0%	100,0%	100,0%
- Heimili / Private	34.599	30.037	20.202	53,5%	53,6%	45,0%
- Fyrirtæki / Business	30.077	25.962	24.679	46,5%	46,4%	55,0%
- Síminn	37.714	37.452	28.792	58,3%	66,9%	64,2%
- Vodafone	21.996	13.150	10.644	34,0%	23,5%	23,7%
- Hringdu	2.839	3.441	3.554	4,4%	6,1%	7,9%
- Aðrir / Others	2.127	1.956	1.892	3,3%	3,5%	4,2%

Mynd 5. Markaðshlutdeild skipt eftir fyrirtækjum

Picture 5. Market share by companies



Fastanet – Fixed network

Símtöl til útlanda / Outgoing international calls

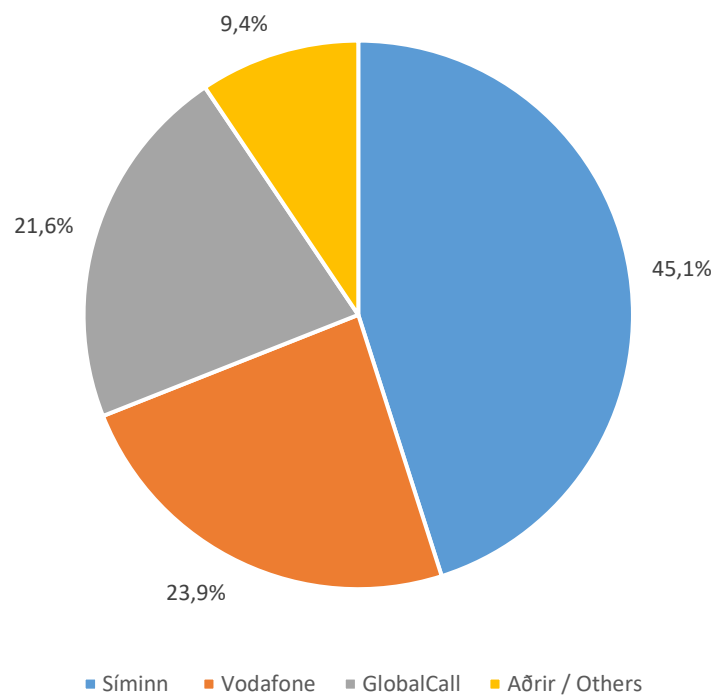
Tafla 6. Símtöl til útlanda

Table 6. Outgoing international calls

	Fjöldi Number			Markaðshlutdeild Market share		
	1H 2019	1H 2020	1H 2021	1H 2019	1H 2020	1H 2021
(1.000 mínútur / minutes)						
Samtals / Total	2.685	2.059	1.564	100,0%	100,0%	100,0%
- Heimili / Private	1.690	1.367	1.041	63,0%	66,4%	66,6%
- Fyrirtæki / Business	995	692	523	37,0%	33,6%	33,4%
- Síminn	1.138	1.067	705	42,4%	51,8%	45,1%
- Vodafone	700	423	374	26,1%	20,5%	23,9%
- GlobalCall	651	420	338	24,3%	20,4%	21,6%
- Aðrir / Others	196	149	147	7,3%	7,2%	9,4%

Mynd 6. Markaðshlutdeild skipt eftir fyrirtækjum

Picture 6. Market share by companies



Fastanet – Fixed network

Símtöl til farsímaneta / Calls to mobile networks

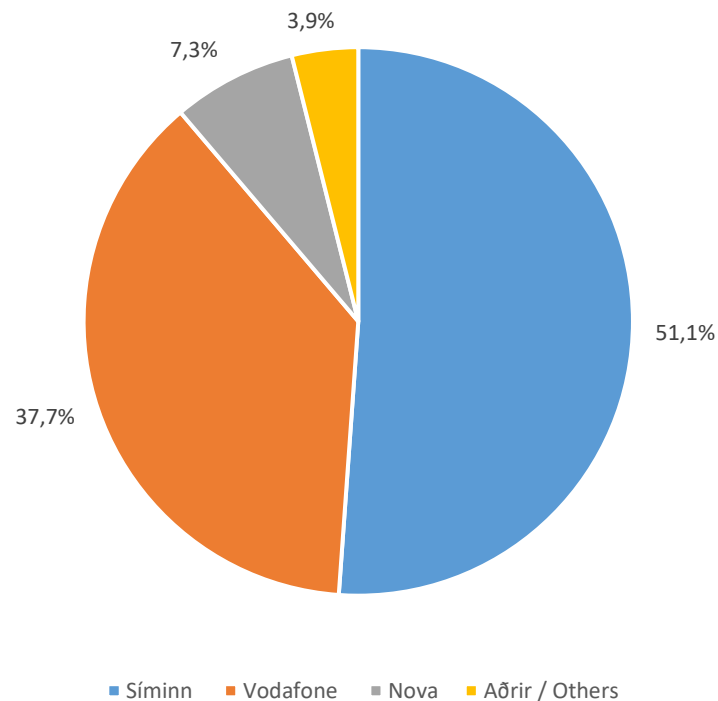
Tafla 7. Símtöl til farsímaneta

Table 7. Calls to mobile networks

	Fjöldi Number			Markaðshlutdeild Market share		
	1H 2019	1H 2020	1H 2021	1H 2019	1H 2020	1H 2021
(1.000 mínútur / minutes)						
Samtals / Total	32.186	32.989	31.559	100,0%	100,0%	100,0%
- Heimili / Private	10.624	10.863	8.977	33,0%	32,9%	28,4%
- Fyrirtæki / Business	21.563	22.126	22.582	67,0%	67,1%	71,6%
- Síminn	16.562	18.721	16.137	51,5%	56,7%	51,1%
- Vodafone	12.437	10.888	11.886	38,6%	33,0%	37,7%
- Nova	2.201	2.327	2.305	6,8%	7,1%	7,3%
- Aðrir / Others	987	1.053	1.231	3,1%	3,2%	3,9%

Mynd 7. Markaðshlutdeild skipt eftir fyrirtækjum

Picture 7. Market share by companies



Farsímanet – Mobile network

Helstu stærðir á farsímaneti / Main indicators in mobile networks

Tafla 8. Helstu stærðir á farsímaneti

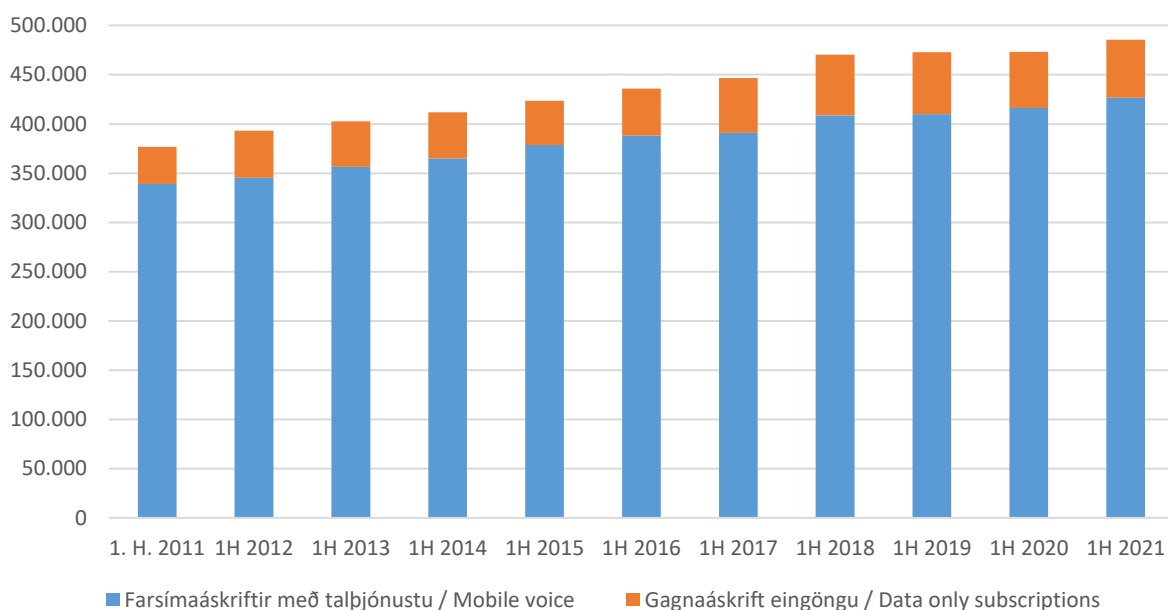
Table 8. Main indicators in mobile networks

	1H 2019	1H 2020	1H 2021
Heildarfjöldi farsíma áskrifta / Total mobile subscriptions	473.002	473.120	485.668
Farsímaáskriftir með talþjónustu / Mobile voice	410.082	416.181	426.780
Gagnaáskrift eingöngu / Data only subscriptions	62.920	56.939	58.888
Fjöldi TÍT* korta / Number of M2M* SIM cards	57.506	58.105	299.889
(1.000 mínútur / minutes)			
Fjöldi mínútna úr farsímum / Total minutes from mobile	462.295	557.774	552.050
(1.000 símtöl / calls)			
Fjöldi símtala úr farsímum / Total calls from mobile	163.419	167.334	161.281
(1.000 skilaboð / Messages)			
SMS skeyti send úr farsímum / SMS sent from mobile	80.991	78.225	76.225
MMS skeyti send úr farsímum / MMS sent from mobile	2.272	2.644	2.871

*TÍT=Tæki í tæki / *M2M=Machine to Machine

Mynd 8. Heildarfjöldi farsímaáskrifta

Picture 8. Total mobile subscriptions



Farsímanet - Mobile network

Heildarfjöldi áskrifta / Total subscriptions

Tafla 9. Heildarfjöldi áskrifta*

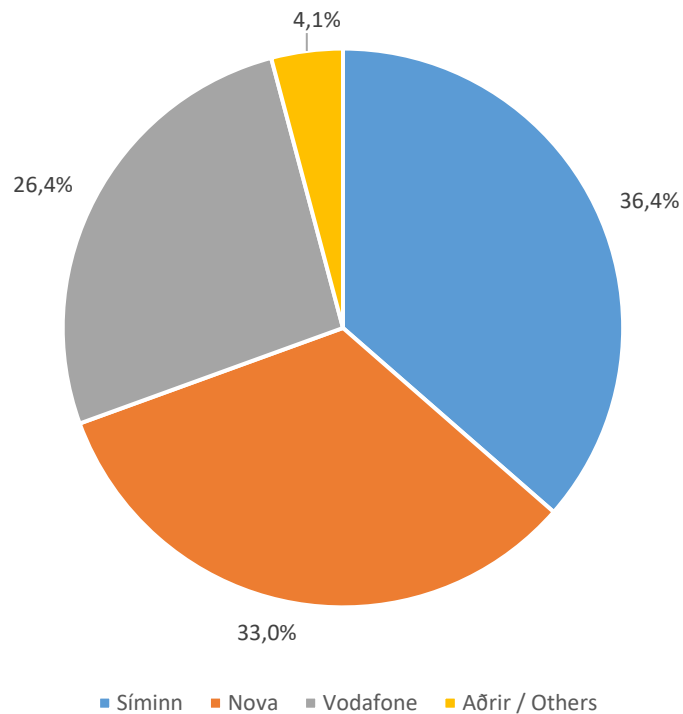
Table 9. Total subscriptions*

Í lok tímabils / End of	Fjöldi áskrifta Total subscriptions			Markaðshlutdeild Market share		
	1H 2019	1H 2020	1H 2021	1H 2019	1H 2020	1H 2021
Samtals / Total	473.002	473.120	485.668	100,0%	100,0%	100,0%
- Síminn	173.428	173.599	177.006	36,7%	36,7%	36,4%
- Nova	156.920	155.871	160.266	33,2%	32,9%	33,0%
- Vodafone	130.119	126.982	128.352	27,5%	26,8%	26,4%
- Aðrir / Others	12.535	16.668	20.044	2,7%	3,5%	4,1%

*Áskriftir fyrir tal og netþjónustu (netlyklar) á farneti. / *Standard voice subscriptions and data only (PC-card).

Mynd 9. Markaðshlutdeild skipt eftir fyrirtækjum

Picture 9. Market share by companies



Farsímanet - Mobile network

Heildarfjöldi áskrifta með talþjónustu / Mobile voice subscriptions

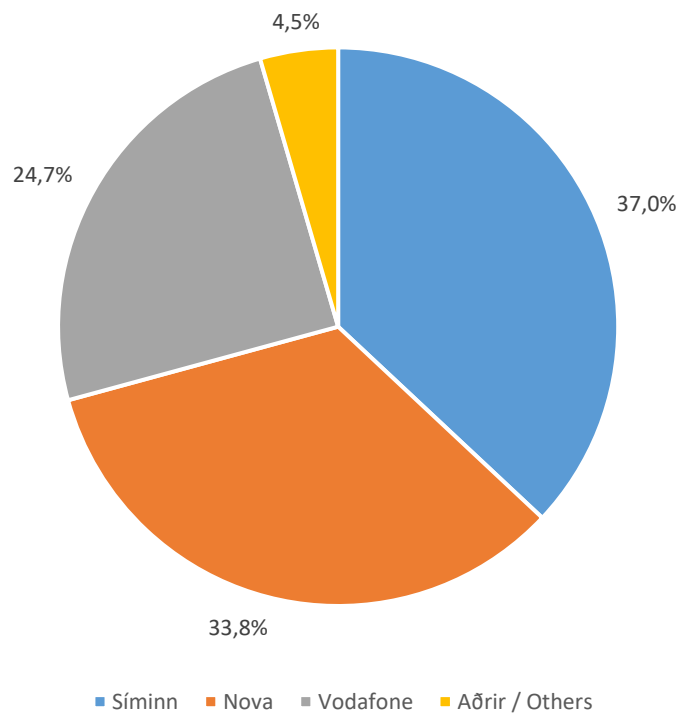
Tafla 10. Fjöldi áskrifta með talþjónustu

Table 10. Mobile voice subscriptions

Í lok tímabils / End of	Fjöldi áskrifta Total subscriptions			Markaðshlutdeild Market share		
	1H 2019	1H 2020	1H 2021	1H 2019	1H 2020	1H 2021
Samtals / Total	410.082	416.181	426.780	100,0%	100,0%	100,0%
- Síminn	146.840	154.219	157.893	35,8%	37,1%	37,0%
- Nova	142.115	140.702	144.089	34,7%	33,8%	33,8%
- Vodafone	108.767	105.039	105.582	26,5%	25,2%	24,7%
- Aðrir / Others	12.360	16.221	19.216	3,0%	3,9%	4,5%

Mynd 10. Markaðshlutdeild skipt eftir fyrirtækjum

Picture 10. Market share by companies



Farsímanet - Mobile network

Samningsbundnar áskriftir / Contract subscriptions

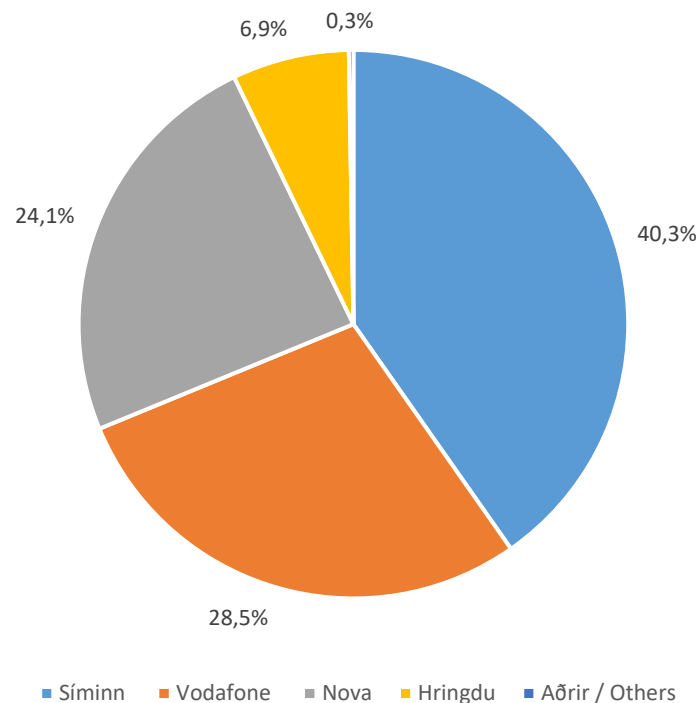
Tafla 11. Samningsbundnar áskriftir

Table 11. Contract subscriptions

Í lok tímabils / End of	Samningsbundnar áskriftir Contract subscriptions			Markaðshlutdeild Market share		
	1H 2019	1H 2020	1H 2021	1H 2019	1H 2020	1H 2021
Samtals / Total	239.488	255.396	268.796	100,0%	100,0%	100,0%
- Síminn	98.519	105.999	108.267	41,1%	41,5%	40,3%
- Vodafone	77.259	75.471	76.593	32,3%	29,6%	28,5%
- Nova	51.350	57.705	64.720	21,4%	22,6%	24,1%
- Hringdu	11.987	15.795	18.499	5,0%	6,2%	6,9%
- Aðrir / Others	373	426	717	0,2%	0,2%	0,3%

Mynd 11. Markaðshlutdeild skipt eftir fyrirtækjum

Picture 11. Market share by companies



Farsímanet - Mobile network

Fyrirframgreidd símakort / Pre-paid phone cards

Tafla 12. Fyrirframgreidd símakort*

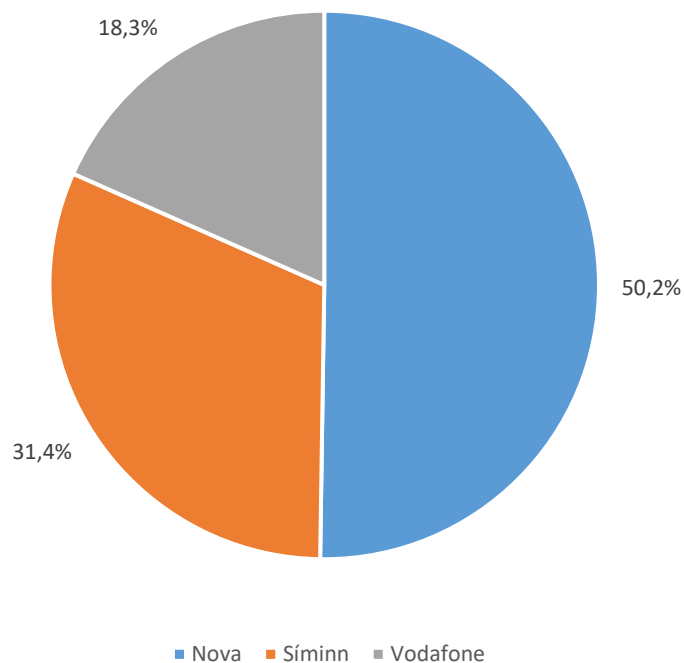
Table 12. Pre-paid phone cards*

Í lok tímabils / End of	Fyrirframgreidd símakort Pre-paid phone cards			Markaðshlutdeild Market share		
	1H 2019	1H 2020	1H 2021	1H 2019	1H 2020	1H 2021
Samtals / Total	170.594	160.785	157.984	100,0%	100,0%	100,0%
- Nova	90.765	82.997	79.369	53,2%	51,6%	50,2%
- Síminn	48.321	48.220	49.626	28,3%	30,0%	31,4%
- Vodafone	31.508	29.568	28.989	18,5%	18,4%	18,3%

*Virkt síðustu 3 mánuði. / *Active in the last 3 months.

Mynd 12. Markaðshlutdeild skipt eftir fyrirtækjum

Picture 12. Market share by companies



Farsímanet - Mobile network

Virk símakort á farsímaneti / Active phone cards on mobile networks

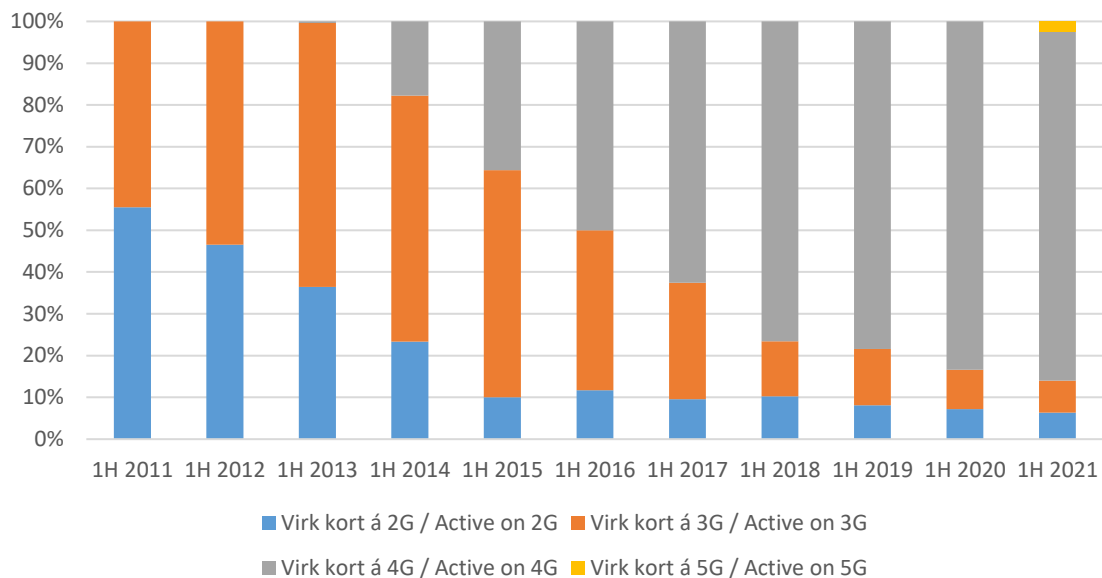
Tafla 13. Fjöldi virkra símakorta á farsímaneti

Table 13. Number of active phone cards on mobile networks

	Fjöldi virkra símakorta Active phone cards			Markaðshlutdeild Market share		
	1H 2019	1H 2020	1H 2021	1H 2019	1H 2020	1H 2021
Samtals / Total	473.002	473.120	485.668	100,0%	100,0%	100,0%
- Virk 2G / Active 2G	36.366	33.905	30.788	7,7%	7,2%	6,3%
- Virk 3G / Active 3G	63.390	44.628	37.100	13,4%	9,4%	7,6%
- Virk 4G / Active 4G	373.246	394.587	405.778	78,9%	83,4%	83,6%
- Virk 5G / Active 5G	12.002	2,5%

Mynd 13. Hlutdeild skipt eftir tegund

Picture 13. Share by type



Farsímanet - Mobile network

Fjöldi mínútna úr farsímum / Minutes from mobile phones

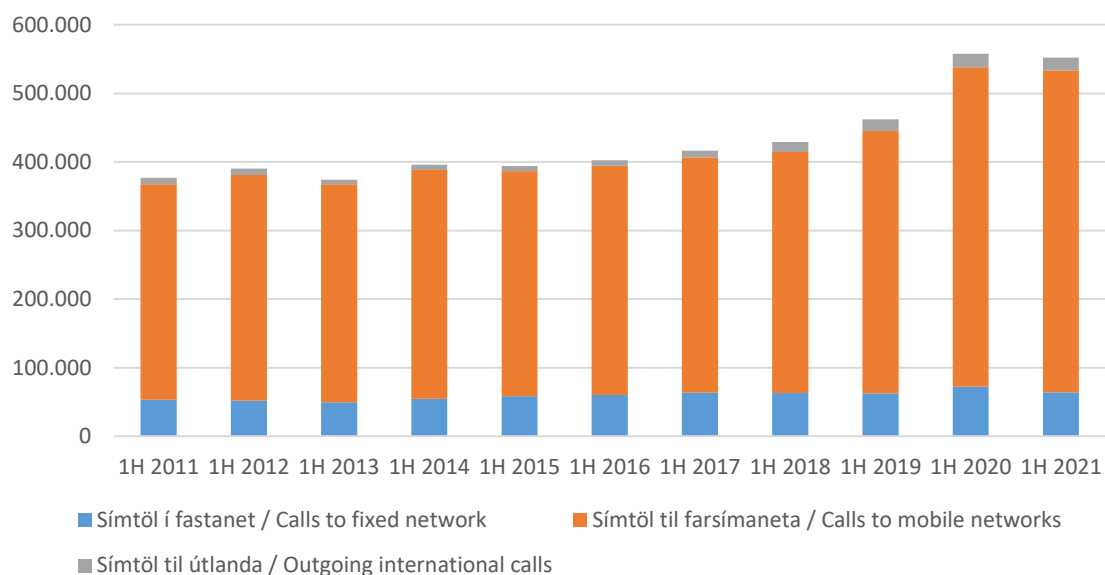
Tafla 14. Heildarfjöldi mínútna úr farsímum

Table 14. Total minutes from mobile phones

	Fjöldi Numbers		
	1H 2019	1H 2020	1H 2021
(1.000 mínútur / minutes)			
Samtals / Total	462.295	557.774	552.050
- Símtöl í fastanet / Calls to fixed network	62.587	72.302	64.144
- Símtöl til farsímaneta / Calls to mobile networks	382.633	465.910	469.345
- Símtöl til útlanda / Outgoing international calls	17.076	19.561	18.562

Mynd 14. Heildarfjöldi mínútna úr farsímum

Picture 14. Total minutes from mobile phones



Farsímanet - Mobile network

Heildarfjöldi mínútna úr farsímum / Minutes from mobile phones

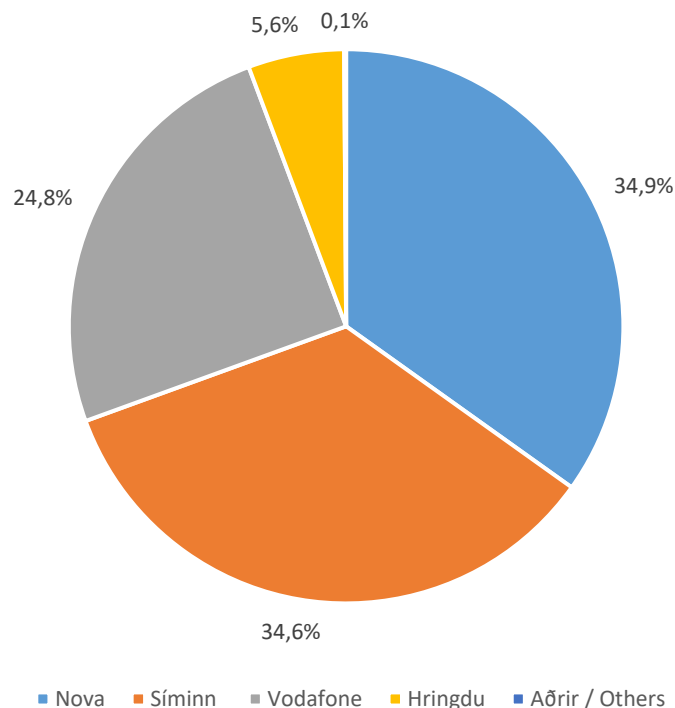
Tafla 15. Heildarfjöldi mínútna úr farsímum

Table 15. Total minutes from mobile phones

	Fjöldi Numbers			Markaðshlutdeild Market share		
	1H 2019	1H 2020	1H 2021	1H 2019	1H 2020	1H 2021
(1.000 mínútur / minutes)						
Samtals / Total	462.295	557.774	552.050	100,0%	100,0%	100,0%
- Nova	162.462	189.726	192.520	35,1%	34,0%	34,9%
- Síminn	173.606	214.819	190.876	37,6%	38,5%	34,6%
- Vodafone	107.587	126.264	137.091	23,3%	22,6%	24,8%
- Hringdu	18.286	26.375	30.928	4,0%	4,7%	5,6%
- Aðrir / Others	353	590	636	0,1%	0,1%	0,1%

Mynd 15. Markaðshlutdeild skipt eftir fyrirtækjum

Picture 15. Market share by companies



Farsímanet - Mobile network

Fjöldi mínútna úr farsímum til fastaneta / Minutes to fixed networks

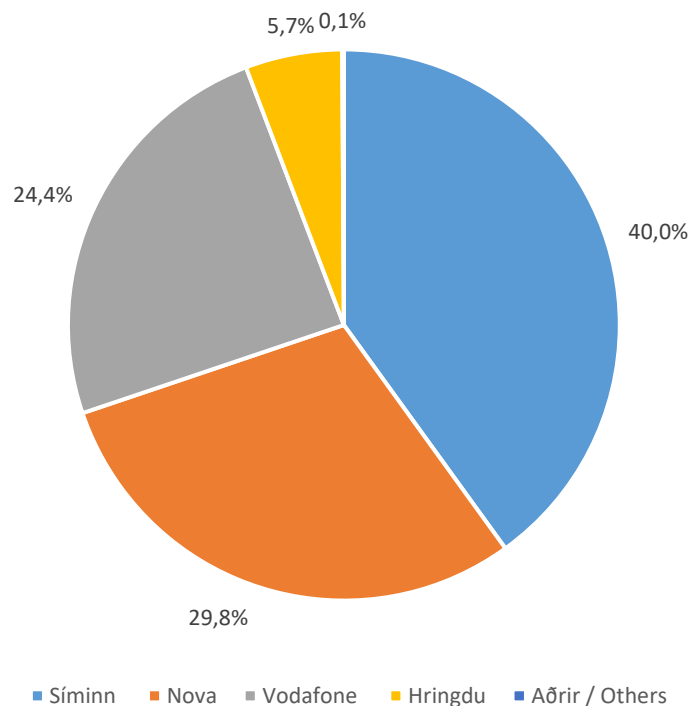
Tafla 16. Fjöldi mínútna úr farsímum til fastanets

Table 16. Total minutes from mobile to fixed network

	Fjöldi Numbers			Markaðshlutdeild Market share		
	1H 2019	1H 2020	1H 2021	1H 2019	1H 2020	1H 2021
(1.000 mínútur / minutes)						
Samtals / Total	62.587	72.302	64.144	100,0%	100,0%	100,0%
- Síminn	26.133	30.211	25.687	41,8%	41,8%	40,0%
- Nova	17.626	20.077	19.096	28,2%	27,8%	29,8%
- Vodafone	16.427	18.634	15.658	26,2%	25,8%	24,4%
- Hringdu	2.339	3.323	3.640	3,7%	4,6%	5,7%
- Aðrir / Others	61	58	63	0,1%	0,1%	0,1%

Mynd 16. Markaðshlutdeild skipt eftir fyrirtækjum

Picture 16. Market share by companies



Farsímanet - Mobile network

Fjöldi mínútna úr farsímum í farsíma / Minutes from mobile to mobile

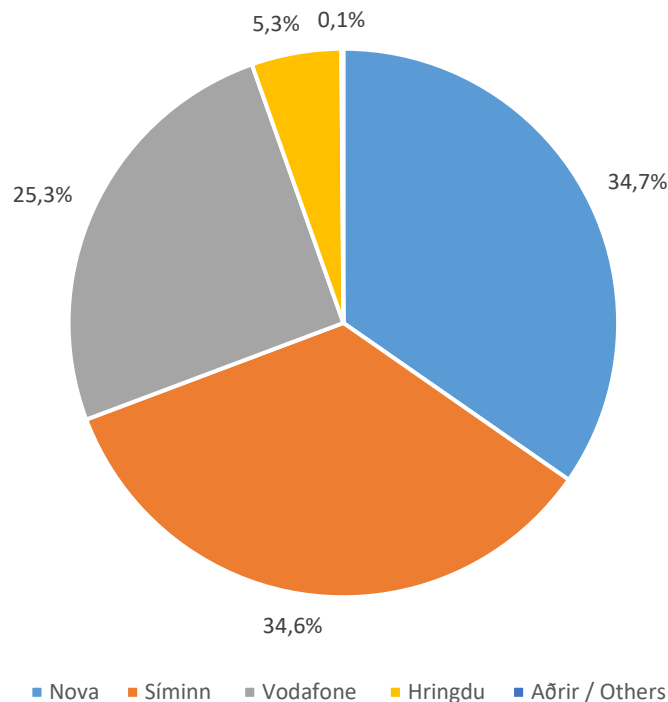
Tafla 17. Fjöldi mínútna úr farsímum í farsíma

Table 17. Total minutes from mobile to mobile

	Fjöldi Numbers			Markaðshlutdeild Market share		
	1H 2019	1H 2020	1H 2021	1H 2019	1H 2020	1H 2021
(1.000 mínútur / minutes)						
Samtals / Total	382.633	465.910	469.345	100,0%	100,0%	100,0%
- Nova	135.310	158.635	162.811	35,4%	34,0%	34,7%
- Síminn	144.443	181.214	162.309	37,7%	38,9%	34,6%
- Vodafone	88.715	104.961	118.859	23,2%	22,5%	25,3%
- Hringdu	13.896	20.582	24.806	3,6%	4,4%	5,3%
- Aðrir / Others	269	518	559	0,1%	0,1%	0,1%

Mynd 17. Markaðshlutdeild skipt eftir fyrirtækjum

Picture 17. Market share by companies



Farsímanet - Mobile network

Fjöldi mínútna úr farsímum til útlanda / Outgoing international calls

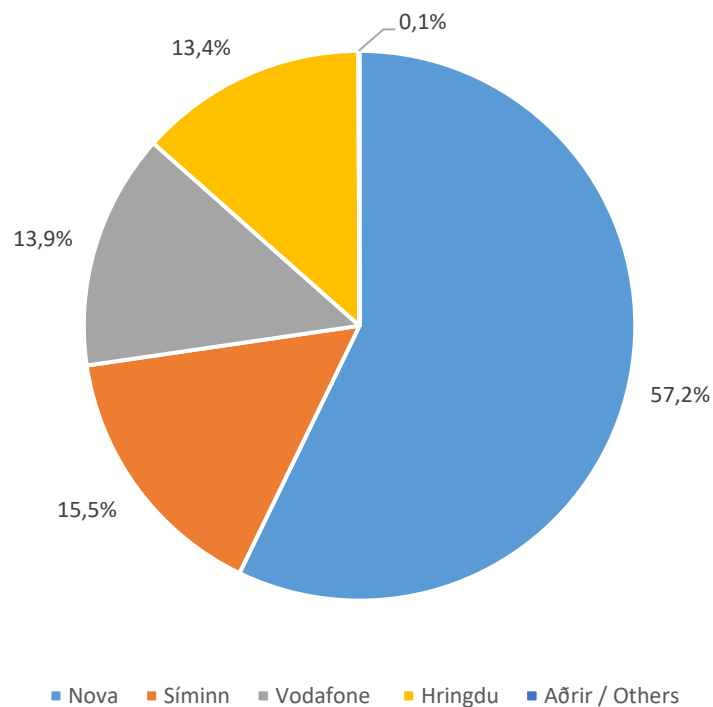
Tafla 18. Fjöldi mínútna úr farsímum til útlanda

Table 18. Total mobile outgoing international calls

	Fjöldi Numbers			Markaðshlutdeild Market share		
	1H 2019	1H 2020	1H 2021	1H 2019	1H 2020	1H 2021
(1.000 mínútur / minutes)						
Samtals / Total	17.076	19.561	18.562	100,0%	100,0%	100,0%
- Nova	9.526	11.014	10.612	55,8%	56,3%	57,2%
- Síminn	3.030	3.393	2.880	17,7%	17,3%	15,5%
- Vodafone	2.446	2.669	2.574	14,3%	13,6%	13,9%
- Hringdu	2.051	2.470	2.482	12,0%	12,6%	13,4%
- Aðrir / Others	23	14	14	0,1%	0,1%	0,1%

Mynd 18. Markaðshlutdeild skipt eftir fyrirtækjum

Picture 18. Market share by companies



Farsímanet - Mobile network

Fjöldi SMS og MMS / Number of SMS and MMS

Tafla 19. Fjöldi SMS og MMS skilaboða eftir fyrirtækjum*

Table 19. Total SMS and MMS messages by companies*

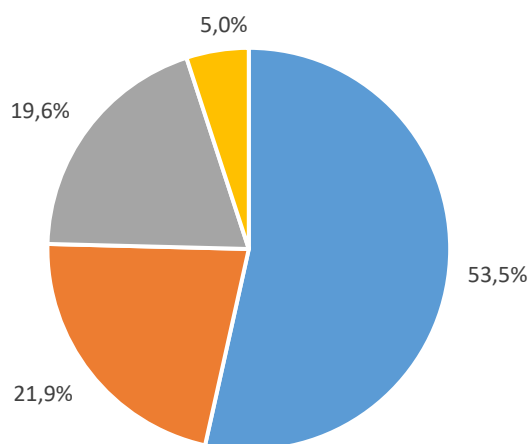
	SMS			Markaðshlutdeild Market share		
	1H 2019	1H 2020	1H 2021	1H 2019	1H 2020	1H 2021
(1.000 skilaboð / Messages)						
Samtals / Total	80.991	78.225	76.225	100,0%	100,0%	100,0%
- Nova	42.728	40.300	40.770	52,8%	51,5%	53,5%
- Síminn	21.305	21.576	16.705	26,3%	27,6%	21,9%
- Vodafone	15.062	13.534	14.933	18,6%	17,3%	19,6%
- Aðrir / Others	1.896	2.814	3.818	2,3%	3,6%	5,0%
MMS						
Samtals / Total	2.272	2.644	2.871	100,0%	100,0%	100,0%
- Nova	1.094	1.278	1.363	48,2%	48,3%	47,5%
- Síminn	533	638	675	23,5%	24,1%	23,5%
- Vodafone	591	598	652	26,0%	22,6%	22,7%
- Aðrir / Others	54	130	181	2,4%	4,9%	6,3%

*Einungis sendingar innan farsímanetsins. / *From mobile to mobile.

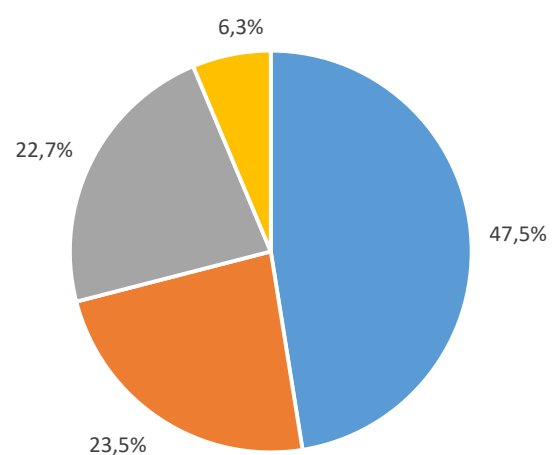
Mynd 19. Markaðshlutdeild skipt eftir fyrirtækjum

Picture 19. Market share by companies

SMS



MMS



■ Nova ■ Síminn ■ Vodafone ■ Aðrir / Others

■ Nova ■ Síminn ■ Vodafone ■ Aðrir / Others

Farsímanet – Mobile network

Fjöldi áskrifta fyrir netið í farsímann / Voice and data subscriptions

Tafla 20. Fjöldi áskrifta fyrir netið í farsímann*

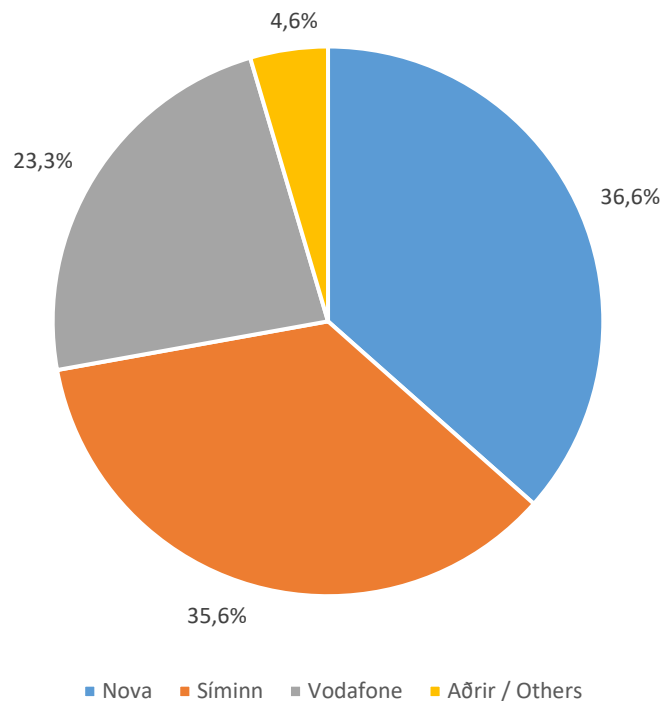
Table 20. Mobile broadband, number of voice and data subscriptions*

Í lok tímabils / End of	Breiðbandstenging farsíma Mobile broadband			Markaðshlutdeild Market share		
	1H 2019	1H 2020	1H 2021	1H 2019	1H 2020	1H 2021
Samtals / Total	350.103	355.970	374.459	100,0%	100,0%	100,0%
- Nova	131.084	133.416	136.885	37,4%	37,5%	36,6%
- Síminn	120.492	126.980	133.345	34,4%	35,7%	35,6%
- Vodafone	87.957	81.729	87.148	25,1%	23,0%	23,3%
- Aðrir / Others	10.570	13.845	17.081	3,0%	3,9%	4,6%

*Áskriftir sem hafa notað netið í símann. / *Subscriptions which have used voice calls in addition to data traffic.

Mynd 20. Markaðshlutdeild skipt eftir fyrirtækjum

Picture 20. Market share by companies



Farsímanet - Mobile network

Netþjónusta á farsímaneti / Data only subscriptions

Tafla 21. Fjöldi áskrifta fyrir netþjónustu á farsímaneti*

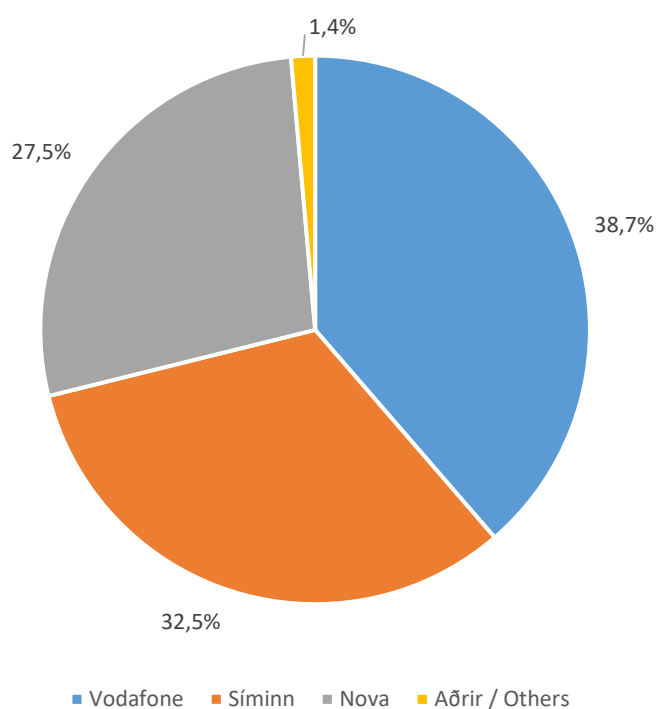
Table 21. Mobile broadband, number of data only subscriptions*

Í lok tímabils / End of	Breiðbandstenging farsíma Mobile broadband			Markaðshlutdeild Market share		
	1H 2019	1H 2020	1H 2021	1H 2019	1H 2020	1H 2021
Samtals / Total	62.920	56.939	58.888	100,0%	100,0%	100,0%
- Vodafone	21.352	21.943	22.770	33,9%	38,5%	38,7%
- Síminn	26.588	19.380	19.113	42,3%	34,0%	32,5%
- Nova	14.805	15.169	16.177	23,5%	26,6%	27,5%
- Aðrir / Others	175	447	828	0,3%	0,8%	1,4%

*Áskriftir sem heimila eingöngu gagnamagn (netlykill). / *Subscriptions with data only on mobile networks.

Mynd 21. Markaðshlutdeild skipt eftir fyrirtækjum

Picture 21. Market share by companies



Farsímanet - Mobile network

Gagnamagn á farsímaneti / Data traffic over mobile networks

Tafla 22. Gagnamagn á farsímaneti*

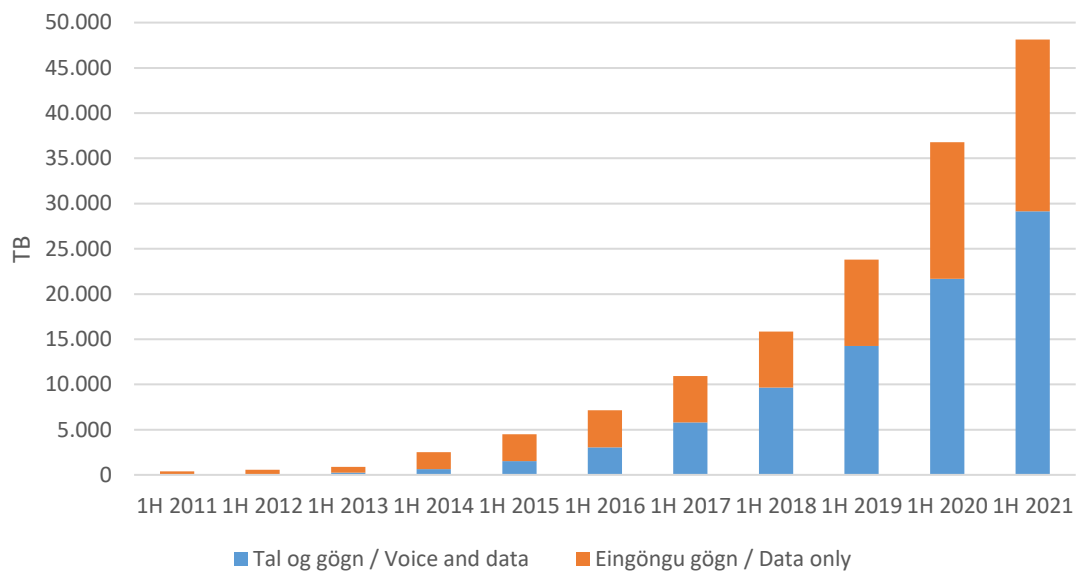
Table 22. Data traffic in mobile networks*

Í lok tímabils / End of	Farsímanet / gögn Mobile network / Data			Markaðshlutdeild Market share		
	1H 2019	1H 2020	1H 2021	1H 2019	1H 2020	1H 2021
TB						
Samtals / Total	23.822	36.782	48.115	100,0%	100,0%	100,0%
- Tal og gögn / Voice and data	14.263	21.692	29.160	59,9%	59,0%	60,6%
- Eingöngu gögn / Data only	9.559	15.089	18.955	40,1%	41,0%	39,4%

*Gagnamagn fyrir netið í símann og netþjónustu á farneti. / *Data traffic for standard mobile and data only.

Mynd 22. Gagnamagn á farsímaneti

Picture 22. Data traffic in mobile networks



Farsímanet - Mobile network

Gagnamagn á farsímaneti / Data traffic in mobile networks

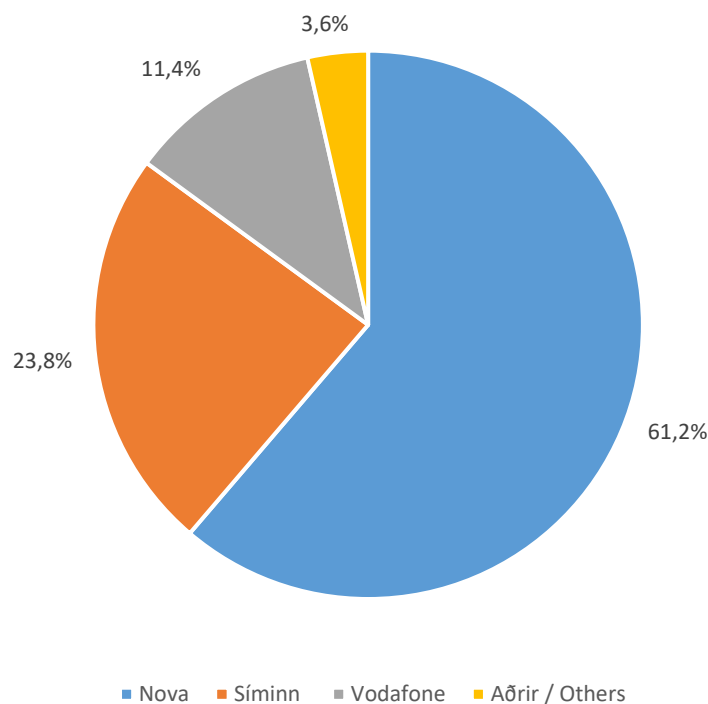
Tafla 23. Gagnamagn á farsímaneti

Table 23. Data traffic in mobile networks

	Farsímanet / Gagnamagn Mobile network / Data traffic			Markaðshlutdeild Market share		
	1H 2019	1H 2020	1H 2021	1H 2019	1H 2020	1H 2021
TB						
Samtals / Total	23.822	36.782	48.115	100,0%	100,0%	100,0%
- Nova	14.391	23.283	29.470	60,4%	63,3%	61,2%
- Síminn	5.871	8.600	11.458	24,6%	23,4%	23,8%
- Vodafone	3.019	3.933	5.476	12,7%	10,7%	11,4%
- Aðrir / Others	540	966	1.711	2,3%	2,6%	3,6%

Mynd 23. Markaðshlutdeild skipt eftir fyrirtækjum

Picture 23. Market share by companies



Farsímanet - Mobile network

Gagnamagn, netið í símann / Data traffic, voice and data

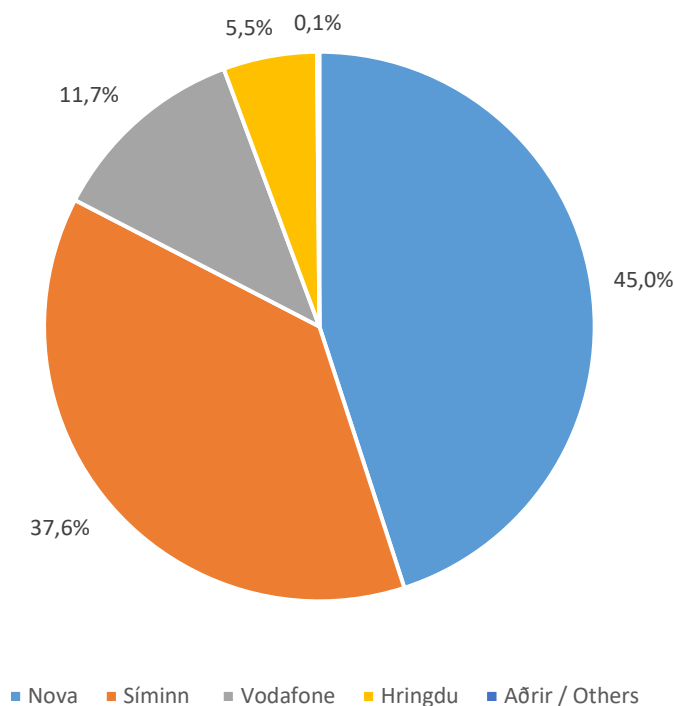
Tafla 24. Gagnamagn, netið í farsímann

Table 24. Data traffic in mobile networks, voice and data

	Farsímanet / Tal og gögn Mobile network / Voice and data			Markaðshlutdeild Market share		
	1H 2019	1H 2020	1H 2021	1H 2019	1H 2020	1H 2021
TB						
Samtals / Total	14.263	21.692	29.160	100,0%	100,0%	100,0%
- Nova	7.331	10.742	13.123	51,4%	49,5%	45,0%
- Síminn	4.542	7.445	10.966	31,8%	34,3%	37,6%
- Vodafone	1.854	2.566	3.426	13,0%	11,8%	11,7%
- Hringdu	533	936	1.607	3,7%	4,3%	5,5%
- Aðrir / Others	3	3	39	0,0%	0,0%	0,1%

Mynd 24. Markaðshlutdeild skipt eftir fyrirtækjum

Picture 24. Market share by companies



Farsímanet - Mobile network

Gagnamagn, eingöngu gagnaáskrift / Data traffic, only data subscriptions

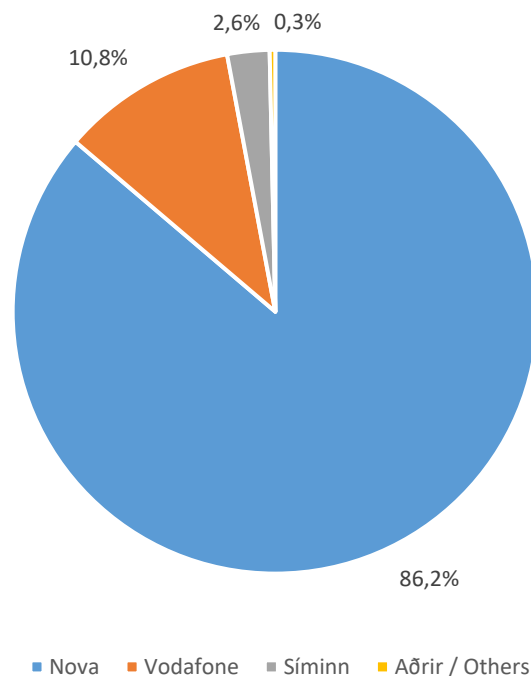
Tafla 25. Gagnamagn, eingöngu gagnaáskrift

Table 25. Data traffic in mobile network, data only subscriptions

	Farsímanet / Eingöngu gögn Mobile network / Data only			Markaðshlutdeild Market share		
	1H 2019	1H 2020	1H 2021	1H 2019	1H 2020	1H 2021
TB						
Samtals / Total	9.559	15.089	18.955	100,0%	100,0%	100,0%
- Nova	7.060	12.541	16.347	73,9%	83,1%	86,2%
- Vodafone	1.165	1.367	2.050	12,2%	9,1%	10,8%
- Síminn	1.330	1.155	492	13,9%	7,7%	2,6%
- Aðrir / Others	4	26	65	0,0%	0,2%	0,3%

Mynd 25. Markaðshlutdeild skipt eftir fyrirtækjum

Picture 25. Market share by companies



Internetið – Internet

Fjöldi internettinga / Internet subscriptions

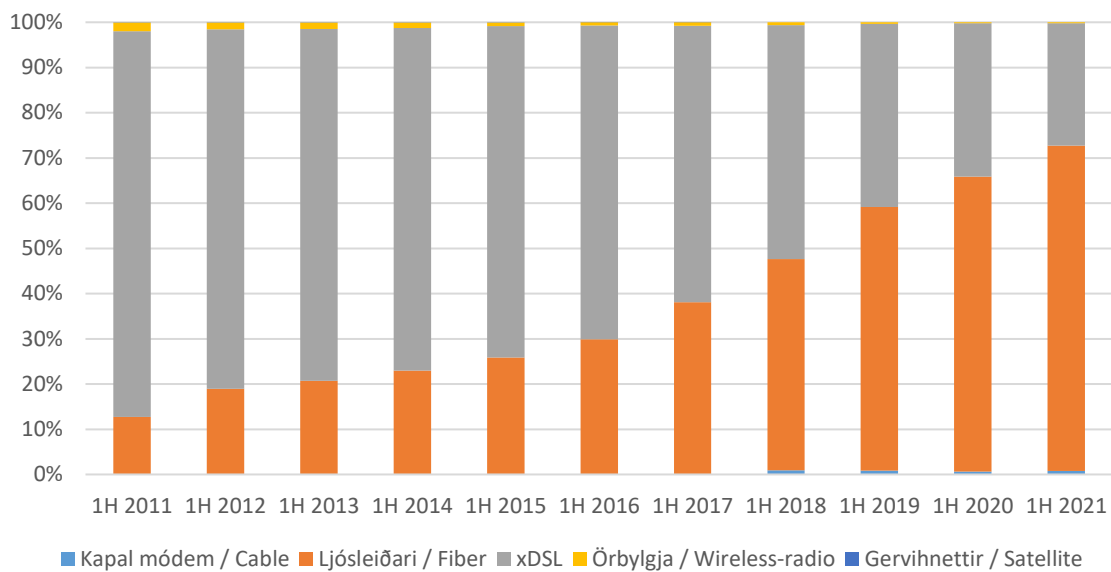
Tafla 26. Fjöldi tenginga eftir tegund

Table 26. Total subscriptions by type

Í lok tímabils / End of	1H 2019	1H 2020	1H 2021
Samtals / Total	138.613	139.812	141.450
- Kapal módem / Cable	1.175	879	1.058
- Ljósleiðari / Fiber	80.787	91.221	101.774
- xDSL	56.199	47.388	38.311
- Örbylgja / Wireless-radio	452	324	307

Mynd 26. Hlutfall tenginga eftir tegund

Picture 26. Percentage of connections by type



Internetið - Internet

Internettengingar eftir fyrirtækjum / Internet connections by companies

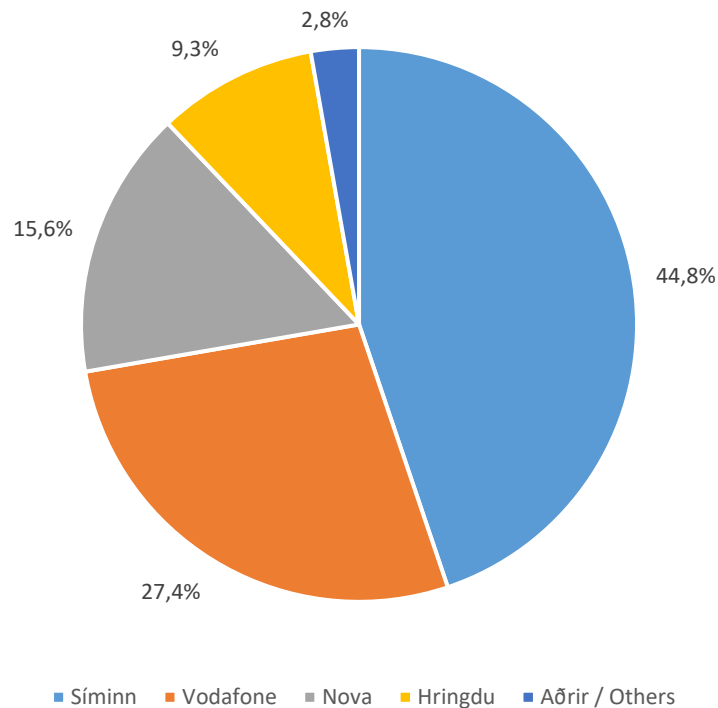
Tafla 27. Fjöldi internettenginga eftir fyrirtækjum

Table 27. Total subscriptions by companies

Í lok tímabils / End of	Fjöldi Number			Markaðshlutdeild Market share		
	1H 2019	1H 2020	1H 2021	1H 2019	1H 2020	1H 2021
Samtals / Total	138.613	139.812	141.450	100,0%	100,0%	100,0%
- Síminn	64.482	65.970	63.408	46,5%	47,2%	44,8%
- Vodafone	44.459	39.309	38.822	32,1%	28,1%	27,4%
- Nova	14.954	19.193	22.133	10,8%	13,7%	15,6%
- Hringdu	10.509	11.455	13.143	7,6%	8,2%	9,3%
- Aðrir / Others	4.209	3.885	3.944	3,0%	2,8%	2,8%

Mynd 27. Markaðshlutdeild skipt eftir fyrirtækjum

Picture 27. Market share by companies



Internetið - Internet

Fjöldi xDSL internettenginga / xDSL subscriptions

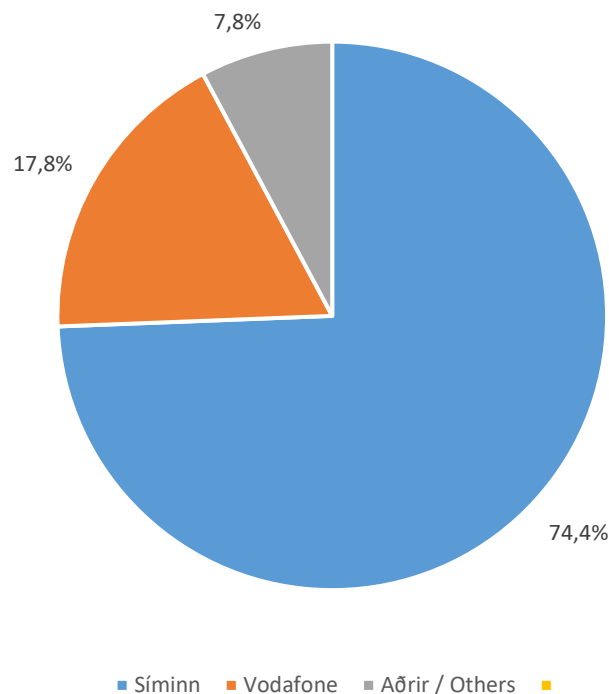
Tafla 28. Fjöldi xDSL tenginga eftir fyrirtækjum

Table 28. Total xDSL subscriptions by companies

Í lok tímabils / End of	Fjöldi Number			Markaðshlutdeild Market share		
	1H 2019	1H 2020	1H 2021	1H 2019	1H 2020	1H 2021
Samtals / Total	56.199	47.388	38.311	100,0%	100,0%	100,0%
- Síminn	40.155	34.871	28.498	71,5%	73,6%	74,4%
- Vodafone	11.570	8.603	6.826	20,6%	18,2%	17,8%
- Aðrir / Others	4.474	3.914	2.987	8,0%	8,3%	7,8%

Mynd 28. Markaðshlutdeild skipt eftir fyrirtækjum

Picture 28. Market share by companies



Internetið - Internet

Fjöldi ljósleiðara internettenginga / Fiber connections

Tafla 29. Fjöldi ljósleiðara internettenginga*

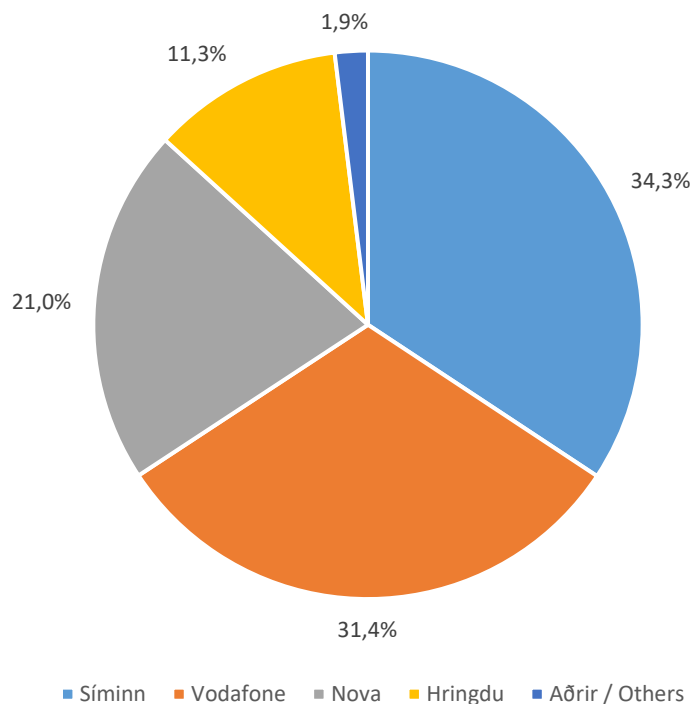
Table 29. Total fiber internet connections*

Í lok tímabils / End of	Fjöldi Number			Markaðshlutdeild Market share		
	1H 2019	1H 2020	1H 2021	1H 2019	1H 2020	1H 2021
Samtals / Total	80.787	91.221	101.774	100,0%	100,0%	100,0%
- Síminn	24.327	31.099	34.910	30,1%	34,1%	34,3%
- Vodafone	32.885	30.706	31.996	40,7%	33,7%	31,4%
- Nova	13.913	18.214	21.404	17,2%	20,0%	21,0%
- Hringdu	8.084	9.373	11.490	10,0%	10,3%	11,3%
- Aðrir / Others	1.578	1.829	1.974	2,0%	2,0%	1,9%

*Ljósleiðari að heimili eða byggingu. / *Fiber to home or building.

Mynd 29. Markaðshlutdeild skipt eftir fyrirtækjum

Picture 29. Market share by companies



Internetið - Internet

Fjöldi xDSL og ljósleiðara internettenginga / xDSL and fiber connections

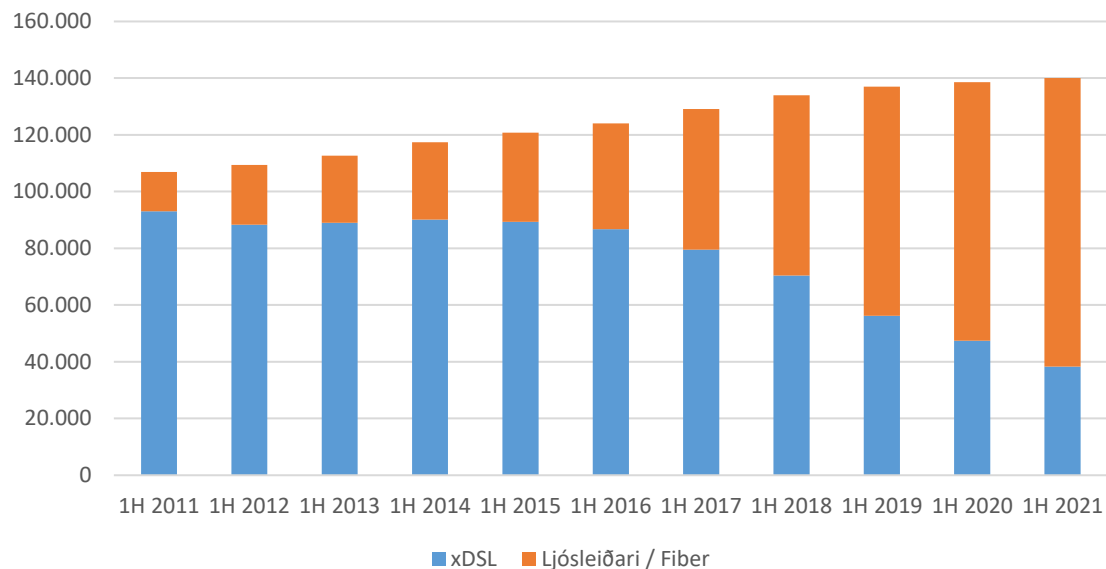
Tafla 30. Fjöldi xDSL og ljósleiðara internettenginga

Table 30. Total xDSL and fiber internet connections

	xDSL	Ljósleiðari / Fiber	Hlutfall ljósleiðari % Fiber ratio %
1h 2011	93.022	13.874	13,0%
1H 2012	88.331	21.028	19,2%
1H 2013	89.010	23.648	21,0%
1H 2014	90.076	27.259	23,2%
1H 2015	89.295	31.523	26,1%
1H 2016	86.705	37.369	30,1%
1H 2017	79.521	49.602	38,4%
1H 2018	70.379	63.619	47,5%
1H 2019	56.199	80.787	59,0%
1H 2020	47.388	91.221	65,8%
1H 2021	38.311	101.774	72,7%

Mynd 30. Fjöldi xDSL og ljósleiðara internettenginga

Picture 30. Total xDSL and fiber internet connection



Internetið - Internet

Fjöldi tenginga eftir niðurhalshraða / Internet download speeds

Tafla 31. Fjöldi tenginga eftir niðurhalshraða*

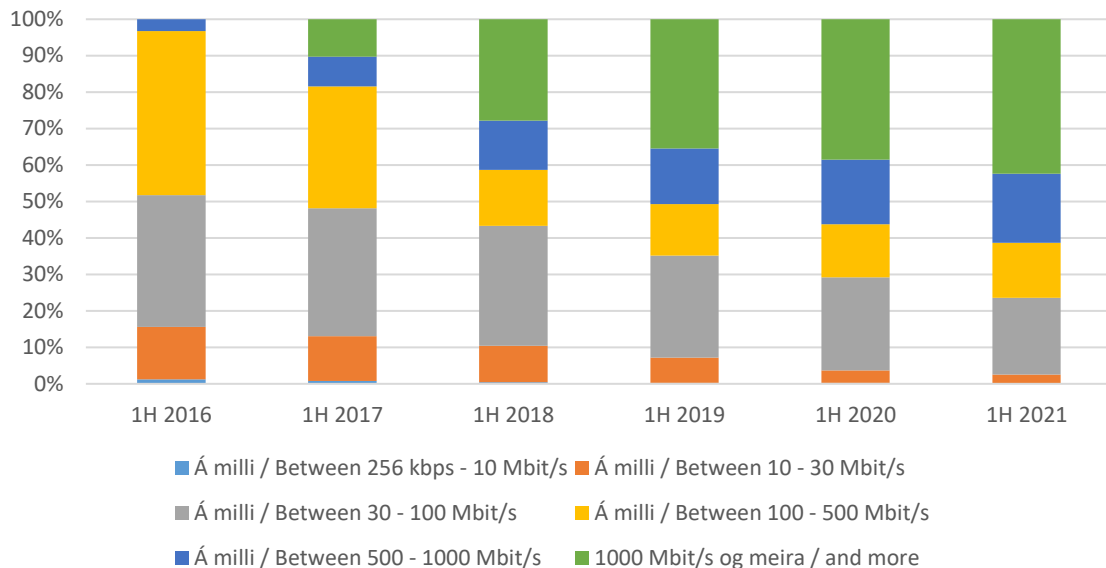
Table 31. Total subscriptions by download speeds*

	Fjöldi Number			Markaðshlutdeild Market share		
	1H 2019	1H 2020	1H 2021	1H 2019	1H 2020	1H 2021
Samtals / Total	138.613	139.812	141.450	100,0%	100,0%	100,0%
- > 256 kbps - 10 Mbit/s	369	263	187	0,3%	0,2%	0,1%
- 10 - 30 Mbit/s	9.513	4.877	3.299	6,9%	3,5%	2,3%
- 30 - 100 Mbit/s	38.785	35.691	29.822	28,0%	25,5%	21,1%
- 100 - 500 Mbit/s	19.581	20.300	21.319	14,1%	14,5%	15,1%
- 500 - 1000 Mbit/s	21.220	24.768	26.859	15,3%	17,7%	19,0%
- > = 1000 Mbit/s	49.145	53.913	59.964	35,5%	38,6%	42,4%

*Auglýstur hraði. / *Advertised speed.

Mynd 31. Hlutfall tenginga eftir niðurhalshraða tengingar

Picture 31. Total subscriptions by download speeds



Internetið - Internet

Fjöldi tenginga eftir upphalshraða / Internet by upload speeds

Tafla 32. Fjöldi tenginga eftir upphalshraða*

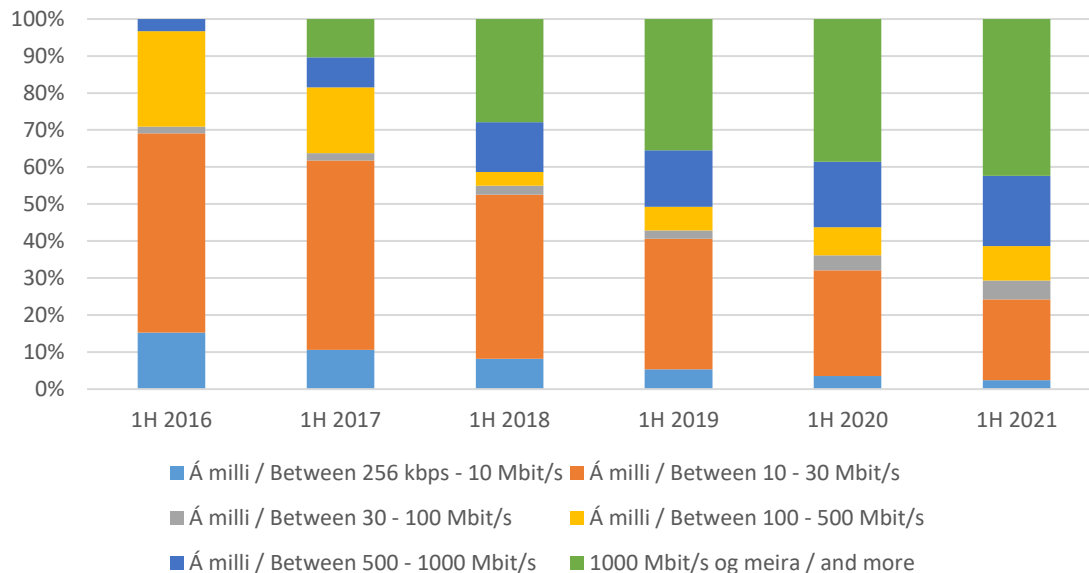
Table 32. Total subscriptions by upload speeds*

	Fjöldi Number			Markaðshlutdeild Market share		
	1H 2019	1H 2020	1H 2021	1H 2019	1H 2020	1H 2021
Samtals / Total	138.613	139.812	141.450	100,0%	100,0%	100,0%
- > 256 kbps - 10 Mbit/s	7.324	4.927	3.399	5,3%	3,5%	2,4%
- 10 - 30 Mbit/s	48.985	39.961	30.891	35,3%	28,6%	21,8%
- 30 - 100 Mbit/s	3.041	5.577	7.107	2,2%	4,0%	5,0%
- 100 - 500 Mbit/s	8.898	10.666	13.230	6,4%	7,6%	9,4%
- 500 - 1000 Mbit/s	21.220	24.768	26.859	15,3%	17,7%	19,0%
- > = 1000 Mbit/s	49.145	53.913	59.964	35,5%	38,6%	42,4%

*Auglýstur hraði. / *Advertised speed.

Mynd 32. Hlutfall tenginga eftir upphalshraða tengingar

Picture 32. Total subscriptions by upload speeds



Internetið - Internet

Gagnamagn á fastaneti / Fixed broadband, Data traffic

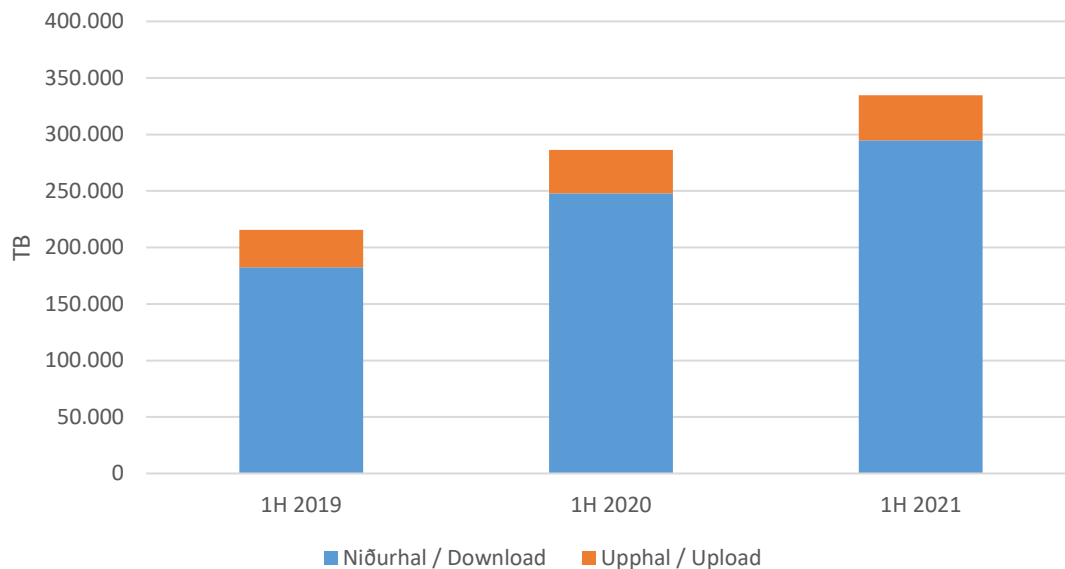
Tafla 33. Gagnamagn á fastaneti

Table 33. Fixed broadband, Data traffic

	Fastanet / Gagnamagn Fixed broadband / Data traffic			Markaðshlutdeild Market share		
	1H 2019	1H 2020	1H 2021	1H 2019	1H 2020	1H 2021
TB						
Samtals / Total	215.505	286.233	334.733	100,0%	100,0%	100,0%
- Niðurhal / Download	182.492	247.878	294.698	84,7%	86,6%	88,0%
- Upphal / Upload	33.013	38.355	40.034	15,3%	13,4%	12,0%

Mynd 33. Gagnamagn á fastaneti

Picture 33. Fixed broadband, data traffic



Internetið - Internet

Gagnamagn á fastaneti, Niðurhal / Fixed broadband, Download

Tafla 34. Gagnamagn á fastaneti, Niðurhal

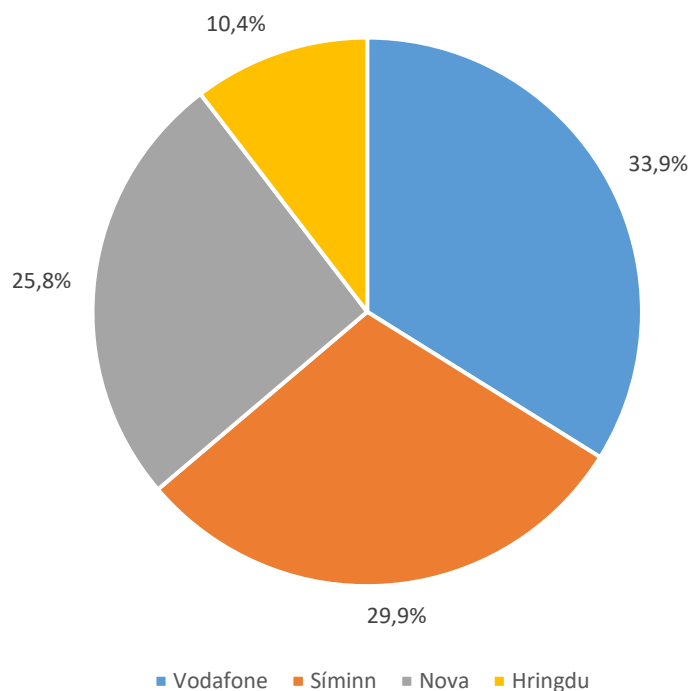
Table 34. Fixed broadband, Download

	Fastanet, Niðurhal			Markaðshlutdeild		
	Fixed broadband, Download			Market share		
	1H 2019	1H 2020	1H 2021	1H 2019	1H 2020	1H 2021
TB						
Samtals / Total	182.492	247.878	294.698	100,0%	100,0%	100,0%
- xDSL	55.225	57.617	46.681	30,3%	23,2%	15,8%
- Ljósleiðari / Fiber	127.267	190.261	248.017	69,7%	76,8%	84,2%
- Vodafone	74.023	89.307	99.869	40,6%	36,0%	33,9%
- Síminn	62.467	80.159	88.122	34,2%	32,3%	29,9%
- Nova	30.344	55.885	76.107	16,6%	22,5%	25,8%
- Hringdu	15.658	22.527	30.601	8,6%	9,1%	10,4%

*Tölur fyrir Hringdu eru áætlaðar / Figures for Hringdu are estimated.

Mynd 34. Markaðshlutdeild skipt eftir fyrirtækjum

Picture 34. Market shares by companies



Internetið - Internet

Gagnamagn á fastaneti, Upphal / Fixed broadband, Upload

Tafla 35. Gagnamagn á fastaneti, Upphal

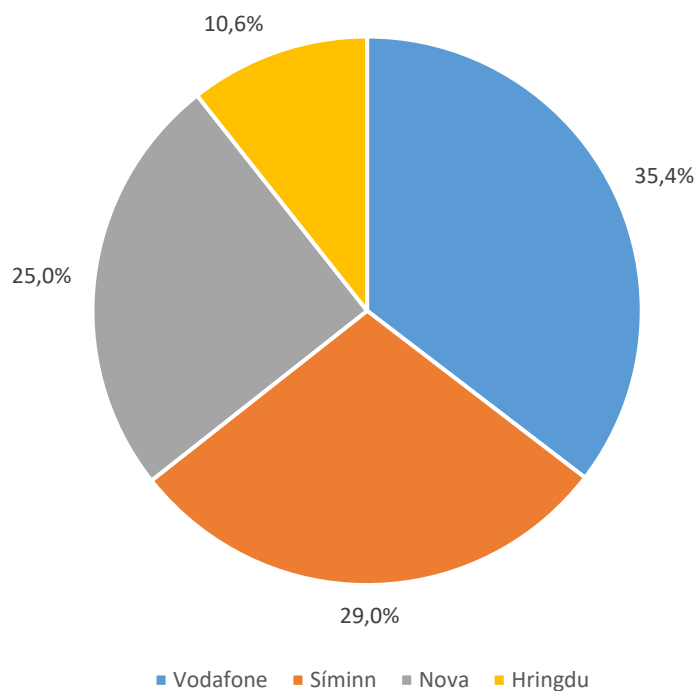
Table 35. Fixed broadband, Upload

	Fastanet, Upphal Fixed broadband, Upload			Markaðshlutdeild Market share		
	1H 2019	1H 2020	1H 2021	1H 2019	1H 2020	1H 2021
TB						
Samtals / Total	33.013	38.355	40.034	100,0%	100,0%	100,0%
- xDSL	7.454	6.362	4.975	22,6%	16,6%	12,4%
- Ljósleiðari / Fiber	25.559	31.993	35.059	77,4%	83,4%	87,6%
- Vodafone	14.402	14.417	14.176	43,6%	37,6%	35,4%
- Síminn	9.883	11.463	11.596	29,9%	29,9%	29,0%
- Nova	5.746	8.836	10.008	17,4%	23,0%	25,0%
- Hringdu	2.982	3.639	4.254	9,0%	9,5%	10,6%

*Tölur fyrir Hringdu eru áætlaðar / Figures for Hringdu are estimated.

Mynd 35. Markaðshlutdeild skipt eftir fyrirtækjum

Picture 35. Market shares by companies



Internetið - Internet

Heildarfjöldi áskrifenda með IPTV / IPTV subscriptions

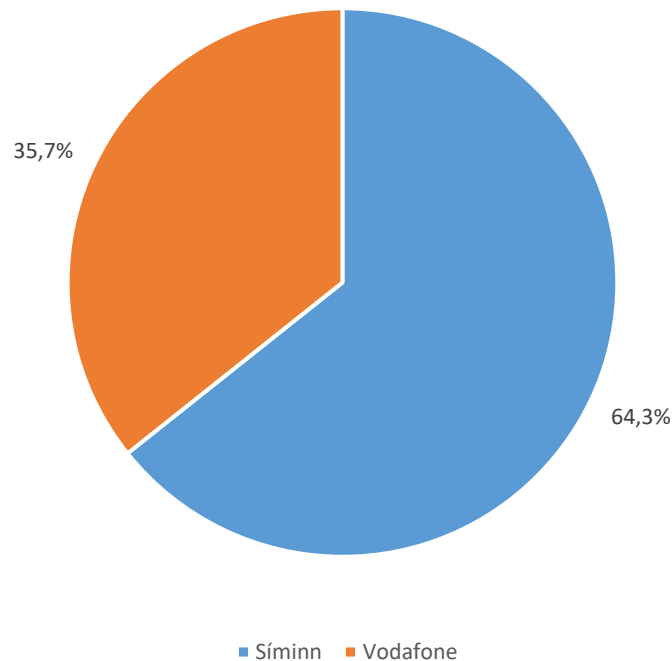
Tafla 36. Heildarfjöldi áskrifenda með sjónvarp yfir IP-net

Table 36. Number of IPTV subscriptions

Í lok tímabils / End of	Fjöldi Number			Markaðshlutdeild Market share		
	1H 2019	1H 2020	1H 2021	1H 2019	1H 2020	1H 2021
Samtals / Total	96.160	89.248	88.289	100,0%	100,0%	100,0%
- xDSL	38.968	32.027	28.547	40,5%	35,9%	32,3%
- Ljósleiðari / Fiber	57.192	57.221	59.742	59,5%	64,1%	67,7%
- Síminn	56.819	57.279	56.765	59,1%	64,2%	64,3%
- Vodafone	39.341	31.969	31.524	40,9%	35,8%	35,7%

Mynd 36. Markaðshlutdeild skipt eftir fyrirtækjum

Picture 36. Market share by companies



Velta og fjárfesting – Revenue and Investment

Heildartekjur eftir fjarskiptastarfsemi / Income from telecommunication

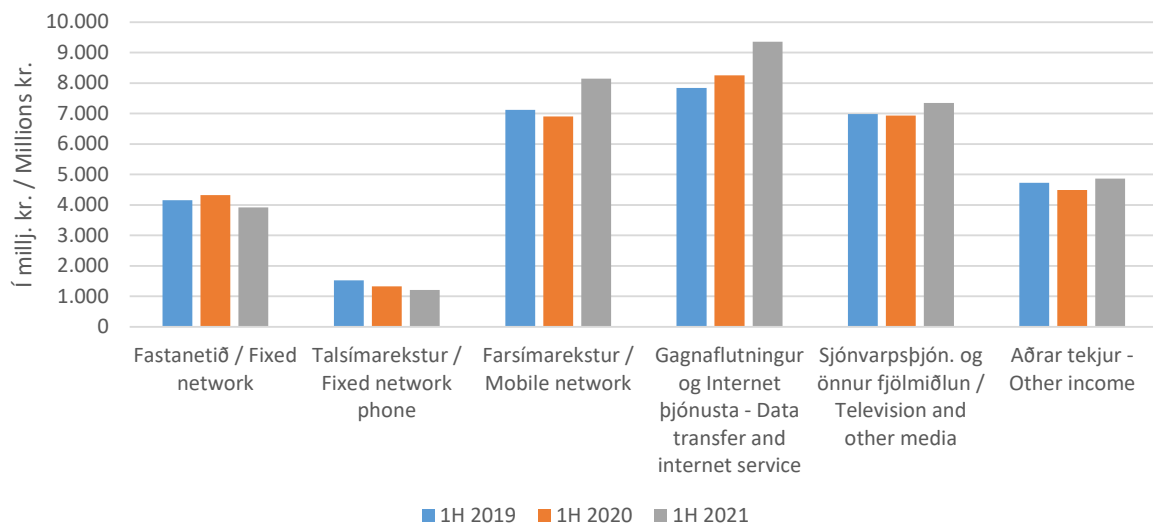
Tafla 37. Heildartekjur eftir fjarskiptastarfsemi

Table 37. Total income from telecommunication

	1H 2019	1H 2020	1H 2021
Í milljónum króna / In millions of krónur			
Samtals / Total	32.355	32.237	34.847
- Fastanetið / Fixed network	4.158	4.322	3.923
- Talsímarekstur / Fixed network phone	1.523	1.328	1.207
- Farsímarekstur / Mobile network	7.121	6.903	8.142
- Gagnafl. og Internet þjón. / Data transfer and Internet service	7.840	8.257	9.355
- Sjónvarpsþjón. og önnur fjölmiðlun / Television and other media	6.985	6.937	7.353
- Aðrar tekjur / Other income	4.728	4.491	4.867

Mynd 37. Heildartekjur eftir fjarskiptastarfsemi

Picture 37. Total income from telecommunication



Velta og fjárfesting – Revenue and Investment

Fjárfestingar eftir fjarskiptastarfsemi / Investment in telecommunication

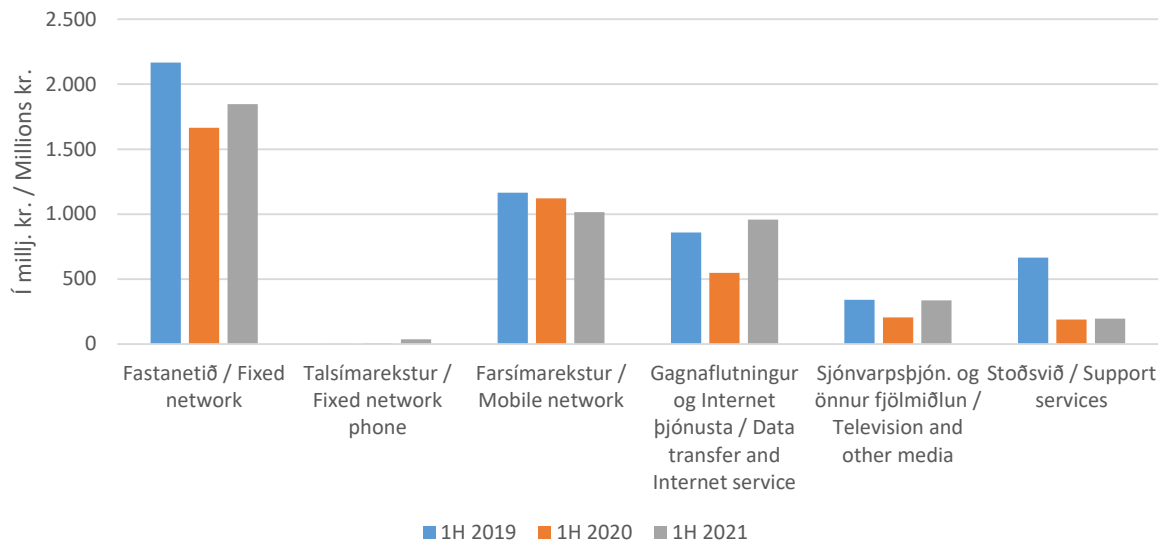
Tafla 38. Fjárfestingar eftir fjarskiptastarfsemi

Table 38. Investment in telecommunication

	1H 2019	1H 2020	1H 2021
Í milljónum króna / In millions of krónur			
Samtals / Total	5.199	3.730	4.385
- Fastanetið / Fixed network	2.168	1.666	1.847
- Talsímarekstur / Fixed network phone	3	4	36
- Farsímarekstur / Mobile network	1.164	1.121	1.015
- Gagnafl. og Internet þjón. / Data transfer and Internet service	858	547	957
- Sjónvarpsþjón. og önnur fjölmiðlun / Television and other media	341	204	336
- Stoðsvið / Support services	664	189	195

Mynd 38. Fjárfestingar eftir fjarskiptastarfsemi

Picture 38. Investment in telecommunication



Skráð fyrirtæki – Registered Operators

Skráð fjarskiptafyrirtæki	Tegund starfsemi
1819 Nýr valkostur ehf.	Upplýsingaþjónusta um símanúmer/ <i>Directory enquiry service</i>
Advania hf.	Gagnaflutningsþjónusta/ <i>Data transmission service</i>
Alza ehf.	Gagnaflutningsþjónusta um þráðlaus- og fastanet/ <i>Data transmission service via fixed and wireless electronic communication networks</i>
Alþingi	Hljóðvarps og/eða sjónvarpsdreifing/ <i>Transmission of radio and television signal</i>
Austurljós ehf.	Gagnaflutningsnet og þjónusta/ <i>Data transmission and service</i>
Ábótinn ehf.	Gagnaflutningsnet og –þjónusta/ <i>Data transmission and service</i>
Árvakur hf.	Upplýsingaþjónusta um símanúmer/ <i>Directory enquiry service</i>
Ásaljós	Rekstur fastlínu fjarskiptanets/ <i>Operation of fixed electronic communication network</i>
Bláskógaljós	Rekstur fastlínu fjarskiptanets/ <i>Operation of fixed electronic communication network</i>
Bloomberg Finance L.P.	Leigulínuþjónusta og almennt fjarskiptanet/ <i>Leased line and network</i>
Boðleið þjónusta ehf.	Talsímaþjónusta, farsímaþjónusta og rekstur fastlínu fjarskiptanets/ <i>Voice telephony, mobile telephony and operation of fixed data transmission network</i>
Brimrún ehf.	Gagnaflutningsþjónustu um gervitungl/ <i>Data transmission via satellite</i>
BT Solutions Limited, útibú á Íslandi	Gagnaflutningsþjónusta/ <i>Data transmission services</i>
Century Link Iceland ehf.	Rekstur fjarskiptanets og gagnaflutningsþjónustu/ <i>Operation of fixed electronic communication network and data transmission service</i>
Colt Technology Services AB	Gagnaflutningsþjónusta/ <i>Data transmission services</i>
Cronus ehf.	Hljóðvarps- og/eða sjónvarpsdreifing/ <i>Transmission of radio and television signals</i>
Cubic Telecom Limited	Rekstur fastlínu- og þráðlauss fjarskiptanets- og gagnaflutningsþjónusta um þráðlaus net/ <i>Operation of fixed and wireless electronic communications network and data transmission via wireless electronic communications networks</i>
Dalaveitur ehf.	Rekstur fastlínu fjarskiptanets/ <i>Operation of fixed electronic communications network</i>
DCN Hub ehf.	Farsíma- og gagnaflutningsþjónusta/ <i>Mobile and data transmission services</i>
DIDWW Ireland Limited	Gagnaflutnings- og talsímaþjónusta/ <i>Data transmission and telephony service</i>

Digrikklettur ehf.	Rekstur fastlínu fjarskiptanets/ <i>Operation of fixed electronic communications network</i>
DVD-Margmiðlun ehf.	Rekstur breiðbandskerfis fyrir útvarpsdreifingu/ <i>Broadcast cable network</i>
EchoStar Mobile Limited	Farnets gervihnattaþjónusta/ <i>Mobile satellite services</i>
Eyja- og Miklaholts- hreppur	Rekstur fastlínu fjarskiptanets/ <i>Fixed data transmission network</i>
Factor ehf.	Gagnaflutningsnet- og gagnaflutningsþjónusta/ <i>Data transmission and service</i>
Farice ehf.	Sæstrengur/ <i>Submarine cable</i>
Ferðaþjónustan Húsafelli ehf.	Rekstur fastlínu fjarskiptanets/ <i>Operation of fixed electronic communication network</i>
Feris ehf.	Gagnaflutningsþjónusta/ <i>Data transmission service</i>
Fjarskiptafélag Mývanssveitar ehf.	Gagnaflutningsþjónusta um fastanet/ <i>Data transmission service via fixed electronic communication network</i>
Fjarskiptafélag Reykhólahrepps	Rekstur fastlínu fjarskiptanets/ <i>Operation of fixed electronic communications network</i>
Fjarskiptafélag Skagabyggðar	Gagnaflutningsnet/ <i>Data transmission network</i>
Fjarskiptafélag Skeiða- og Gnúpverjahrepps ehf.	Gagnaflutningsnet/ <i>Data transmission network</i>
Fjarskiptafélag Svalbarðshrepps ehf.	Rekstur fastlínu fjarskiptanets/ <i>Operation of fixed electronic communications network</i>
Fjölnet ehf.	Talsíma-, gagnaflutningsþjónusta og fjarskiptanet/ <i>Voice telephony, data transmission and network</i>
Flóaljós	Rekstur fastlínu fjarskiptanets/ <i>Operation of fixed electronic communication network</i>
Gagnaveita Helgafellssveit ehf.	Rekstur fastlínu fjarskiptanets/ <i>Operation of fixed electronic communication network</i>
Gagnaveita Hornafjarðar ehf.	Fjarskiptanet/ <i>Electronic communication networks</i>
Gagnaveita Reykjavíkur ehf.	Gagnaflutningsnet og –þjónusta/ <i>Data transmission and service</i>
Gagnaveita Suðurlands ehf.	Gagnaflutningsþjónusta/ <i>Data transmission service</i>
Gagnaveitan ehf.	Fjarskiptaþjónusta/ <i>Electronic communication services</i>
GlobalCall ehf.	Talsímaþjónusta/ <i>Voice telephony</i>
Globalstar Europe Satellite Services Ltd.	Gervihnattaþjónusta/ <i>Satellite services</i>
Halló ehf.	Upplýsingaþjónusta um símanúmer/ <i>Directory enquiry service</i>
Hitaveita Drangsness	Rekstur fastlínu fjarskiptanets/ <i>Operation of fixed electronic communication network</i>
Hitaveita Egilsstaða/Fella ehf.	Rekstur fastlínu- og þráðlaus fjarskiptanets, gagnaflutningsþjónusta um þráðlaus og fastanet og hljóðvarps og/eða sjónvarpsdreifingu/

	<i>Operation of fixed and wireless electronic communication networks, data transmission via fixed and wireless electronic communications networks and transmission of radio and television signals</i>
Hitaveita Tálknafjarðarhrepps	Gagnaflutningsþjónusta um fastanet/ <i>Data transmission network</i>
Hljóðsmárin ehf.	Hljóðvarps- og/eða sjónvarpsdreifing/ <i>Transmission of radio and television signals</i>
Hópkaup ehf.	Upplýsingaþjónusta um símanúmer/ <i>Directory enquiry service</i>
Hótel Laki ehf.	Rekstur fastlínu fjarskiptanets/ <i>Operation of fixed electronic communication network</i>
Hrafshóll ehf.	Rekstur fastlínu fjarskiptanets/ <i>Operation of fixed electronic communication network</i>
Hringdu ehf.	Talsíma- og gagnaflutningsþjónusta/ <i>Voice telephony and data transmission service</i>
Hringiðan ehf./Vortex Inc.	Talsíma-, gagnaflutningsþjónusta og fjarskiptanet/ <i>Voice telephony, data transmission and network</i>
Hrunaljós	Rekstur fastlínu fjarskiptanets/ <i>Operation of fixed electronic communications network</i>
Húnanet ehf.	Rekstur fastlínu fjarskiptanets/ <i>Operation of fixed electronic communications network</i>
Hvalfjarðarsveit	Fjarskiptanet/ <i>Electronic communication networks</i>
Icelandair ehf.	Fjarskiptanet/Network
IMC Ísland ehf.	DCS 1800 farsímaþjónusta/ <i>Mobile DSC 1800</i>
Internet á Íslandi hf.	Fjarskiptanet, talsíma- og gagnaflutningsþjónusta/ <i>Network, voice telephony and data transmission</i>
Isavia ehf.	Talþjónusta við flugvélar og rekstur fastlínu fjarskiptakerfis/ <i>Voice transmission service for aircrafts and operation of fixed electronic communication network</i>
Isavia ANS ehf.	Rekstur fastlínu fjarskiptanets/ <i>Operation of fixed electronic communication network</i>
Já hf.	Útgáfa síma- og vistfangaskrár. Upplýsingaþjónusta um símanúmer/ <i>Publication of directories, directory enquiry service</i>
Kukl ehf.	Talsíma-, gagnaflutningsþjónusta og fjarskiptanet/ <i>Voice telephony, data transmission and network</i>
Landhelgisgæsla Íslands	Rekstur og útleiga NATO ljósleiðarastrengs/ <i>Management and lease of NATO's optical fibre network</i>
Leiðarljós ehf.	Rekstur fastlínu fjarskiptanets/ <i>Operation of fixed electronic communications network</i>
Lindin, kristilegt útvarp	Hljóðvarps- og/eða sjónvarpsdreifing/ <i>Transmission of radio and television signals</i>
LÍF í Mýrdal ehf.	Rekstur fastlínu fjarskiptanets/ <i>Fixed data transmission network</i>
Ljós og gagnaleiðari ehf.	Gagnaflutningsnet/ <i>Data transmission network</i>
Ljósfesti ehf.	Rekstur fastlínu fjarskiptanets/ <i>Operation of fixed electronic communication network</i>

Ljósleiðari Borgarbyggðar	Rekstur fastlínu fjarskiptanets/ <i>Operation of fixed electronic communication network</i>
Ljósunktur ehf.	Rekstur fastlínu fjarskiptanets/ <i>Operation of fixed electronic communication network</i>
Loki Telecom ehf.	Rekstur fastlínu- og þráðlauss fjarskiptanets, gagnaflutningsþjónusta um þráðlaus og fastanet og hljóðvarps og/eða sjónvarpsdreifing
	<i>Operation of fixed and wireless electronic communication networks, data transmission via fixed and wireless electronic communications networks</i>
Lýsir ehf.	Rekstur þráðlauss fjarskiptanets/ <i>Operation of wireless electronic communication networks</i>
Magnavík ehf.	Gagnaflutningsþjónusta/ <i>Data transmission service</i>
Martölvan ehf.	Talsíma, gagnaflutningsþjónusta og fjarskiptanet/ <i>Voice telephony, data transmission and network</i>
Míla ehf.	Fjarskiptanet/ <i>Network</i>
Mobiweb Telecom Limited	Farsímaþjónusta/ <i>Mobile service</i>
Nepal hugbúnaður	Gagnaflutningsþjónusta og þráðlaust fjarskiptanet/ <i>Data transmission service and wireless data transmission</i>
Netvarp og Sport ehf.	Hljóðvarps- og/eða sjónvarpsdreifing/ <i>Transmission and radio and/or television signals</i>
Netvöktun ehf.	Talsímaþjónusta, rekstur fastlínu og þráðlauss fjarskiptanets og gagnaflutningsþjónusta um fasta- og þráðlaus net/ <i>Voice telephony, operation of fixed and wireless electronic communications networks and fixed and wireless data transmission service</i>
Neyðarlínan hf.	Talsímaþjónusta/neyðarsímsvörun/ <i>Voice telephony - emergency service</i>
Nordic Networks ehf.	Sæstrengur og gagnaflutningsþjónusta/ <i>Submarine cable and data transmission service</i>
Nova ehf.	Talsíma- og gagnaflutningsþjónusta/ <i>Voice telephony and data transmission</i>
OnAir S.A.R.L.	Farsímaþjónusta um borð í flugvélum (MCA)/ <i>Mobile communication services on aircraft (MCA)</i>
Opin kerfi ehf.	Gagnaflutningsþjónusta/ <i>Data transmission service</i>
Origo hf.	Gagnaflutningsþjónusta/ <i>Data transmission</i>
Orkufjarskipti hf.	Fjarskiptanet/ <i>Electronic communication network</i>
Parking plus ehf.	Talsímaþjónusta og fjarskiptanet/ <i>Voice telephony and network</i>
Premis ehf.	Tal- og farsímaþjónusta, rekstur þráðlauss og fastlínu fjarskiptanets og gagnaflutningsþjónusta um fastanet og þráðlaus net/ <i>Voice telephony and mobile services, operation of fixed and wireless electronic communication networks and fixed and wireless data transmission services</i>
Protecion ehf.	Rekstur fastlínu fjarskiptanets/ <i>Operation of fixed electronic communication network</i>

Rafey ehf.	Rekstur fastlínu fjarskiptanets/ <i>Operation of wireless electronic communication network</i>
Rangárljós	Rekstur fastlínu fjarskiptanets/ <i>Operation of fixed electronic communication network</i>
Refinitiv Norge A/S	Gagnaflutningsþjónusta um fastanet/ <i>Fixed line network data transmission</i>
Ríkisútvarpið ohf.	Fjarskiptaþjónusta: Hljóðvarp og sjónvarp/ <i>Transmission of radio and television signals</i>
Sensa ehf.	Gagnaflutningsþjónusta um fastanet/ <i>Data transmission service via fixed electronic communication network</i>
Síminn hf.	Talsímaþjónusta, GSM, gagnaflutningsnet o.fl./ <i>Voice telephony, mobile, data transmission and network</i>
Sjónvarpsmiðstöðin ehf.	Gagnaflutningsþjónusta/ <i>Data transmission service</i>
Snerpa ehf.	Fjarskiptanet/ tal- og gagnaflutningsþjónusta/ <i>Network, voice telephony and data transmission</i>
Splitti ehf.	Talsíma- og farsímaþjónusta, gagnaflutningsþjónusta um fastanet og þráðlaus net og upplýsingaþjónusta um símanúmer/ <i>Voice telephony, mobile, fixed and wireless data transmission and directory enquiry services</i>
Stöð 5 ehf.	Talsíma- og farsímaþjónusta/ <i>Voice and mobile telephony</i>
Sumarsól ehf.	Upplýsingaþjónusta um símanúmer/ <i>Directory enquiry service</i>
Sýn hf.	Talsímaþjónusta, farsímaþjónusta, gagnaflutningsþjónusta og fjarskiptanet/ <i>Voice telephony, mobile, data transmission and network</i>
Tech Support á Íslandi ehf.	Talsímaþjónusta, gagnaflutningsþjónusta um fastanet og þráðlaus net/ <i>Voice telephony and fixed and wireless data transmission services</i>
TELE Greenland A/S	Sæstrengur/ <i>Submarine cable</i>
Tengir ehf.	Ljósleiðaranet/ <i>Fiber optical network</i>
Tismi BV	Tal- og farsímaþjónusta/ <i>Voice and mobile telephony</i>
TSC ehf.	Talsíma-, gagnaflutningsþjónusta og fjarskiptanet/ <i>Voice telephony, data transmission and network</i>
TRS ehf.	Gagnaflutningsþjónusta/ <i>Data transmission service</i>
Truephone Limited	Farsímaþjónusta og gagnaflutningsþjónusta um þráðlaus net/ <i>Mobile telephony and data transmission via wireless electronic communications networks</i>
Twilio Ireland Limited	Talsíma- og farsímaþjónusta, gagnaflutningsþjónusta um fastanet og þráðlaus net og rekstur fastanets og þráðlauss nets/ <i>Voice telephony and mobile services, operation of fixed and wireless electronic communication networks and fixed and wireless data transmission services</i>
Tölvun ehf.	Gagnaflutningsnet og -þjónusta/ <i>Data transmission and service</i>
Vengo ehf.	Gagnaflutningsþjónusta um fastanet/

	<i>Fixed data transmission service/</i>
Yellow Mobile B.V	<i>Voice and mobile telephony, operation of fixed and wireless electronic communication networks, data transmission via fixed and wireless electronic communications networks</i>
Zendesk International Limited	<i>SMS og VoIP þjónusta í gegnum ský/</i>
	<i>SMS and VoIP services using software via the cloud</i>
Þekking - Tristan hf.	<i>Gagnaflutningsnet og –þjónusta/</i>
	<i>Data transmission and service</i>
Þorvaldur Stefánsson	<i>Skipaþjónustugagna- flutningur/</i>
	<i>Maritime mobile</i>
Örugg afritun ehf.	<i>Gagnaflutningsþjónusta um fastanet/</i>
	<i>Fixed data transmission service</i>
Öryggisfjarskipti ehf.	<i>Fjarskiptaþjónusta og fjarskiptanet/TETRA/</i>
	<i>Telecommunication service and network / TETRA</i>